



atom'
Wholesale
catalogue



Affordable **Quality**

Atom is an industry leader in domestic LED lighting, proudly combining the everyday wants of the consumer with easy installation and the needs of the contractor.

Through constant product development and testing, we not only focus on the everyday needs of the market, but on technology, innovation and ensuring our products continue to challenge the norm in the industry.

We are committed to developing **affordable** products that don't compromise on the **quality** or longevity you've come to trust. Our diverse range offers solutions for everyday application, inside and out – from globes and strip lighting to exterior spots, oysters and downlights – all built to survive in the extreme environments found in Australia.

evolt

Evolt is the parent company of Atom and aims to deliver a wide range of reliable products at an affordable price across Australia.

Under new ownership since 2020, Evolt is moving towards a more customer-centric and product-focused approach, building on its established reputation for reliability and quality.

Evolt invests heavily in research and testing, with stringent internal due diligence and compliance, with safety testing carried out by third parties.

Customer-centric

- Dedicated Territory Account Managers and Customer Service team
- Data sheets and installation manuals for ease of use
- Multiple warehouse locations for increased stock holdings and faster deliveries
- Continual customer 'listening', and research and development for product improvement.

If it doesn't meet our **high standards** first, it's back to the drawing board.



Contents



Downlights

Recessed Downlights	11-29
Surface Mount Downlights	30-31
Accessories	32

Track Lighting

Track Lighting	36-37
Accessories	38-39

Oysters

Slim Tri-Colour Oysters	42-43
Tri-Colour Oysters	44-45
Flat Oysters	46-47

Low Voltage Accent Lighting

Square Recessed Step Light	50
Undercabinet Lighting	51

Strip Lights

Strip Kits	58-61
Strips	62-67
Pureline Strips	68-69
Extrusions Kits	70-71
Accessories	72

Lamps

A60 Lamps	77-81
Special A60 Lamps	82
Candle Lamps	83
Fancy Round Lamps	84
MR16 & GU10 Lamps	85-88
Stick Lamps	89-91
Reflector Lamps	92-93
PAR38 Lamps	94-95
Decorative Lamps	96-99
Capsule Lamps	100-101
Pilot Lamps	101

Exterior

Spotlights	106-109
Bunkers	110-114
Up/Down Exterior Lights	115-117
Garden Spikes	118-119
Floodlights	120-121

Sensors

Recessed	124-125
Surface Mount	126
Wall Mount	127-128

Commercial Lighting

Floodlights	133-134
Floodlight Accessories	135
Backlit Panels	136
Plaster Recessed Frame	137-138
Surface Mount Frame	139-140
Panel Accessories	141

Air Movement

Exhaust Fans	146-151
Bathroom Heaters	152-157
Bathroom Accessories	158-159
Ceiling fans	160-175
Ceiling Fan Accessories	176

Drivers and Accessories

Constant Voltage Drivers	180
Phase Cut Drivers	180
Dimmers	181

Warranty

182

Terms & Conditions

184



atom

Downlights

Downlights save energy and come in many sizes and levels of brightness. They are perfect for homes and businesses. With so many options, downlights are a great pick for your lighting needs.

CONTENTS

Recessed Downlights	11-29
Surface Mount Downlights	30-31
Accessories	32

Featured products

AT9048/TRI
Recessed Downlight
Page 21



MAXIMUS
Recessed Downlight
Page 23



AT9087/TRI
Recessed Downlight
Page 27





Choosing the right downlight

With so many options to choose from, deciding on the right LED downlight can be a challenge. There are a few key factors to consider, ensuring you select the best option for your specific needs and preferences.

Build quality

Choose LED downlights with a robust build and warranty to ensure they will last for years to come. Atom downlights are vigorously tested for Australian conditions, with all tests based on ambient temperatures of 40° Celsius (Ta40), as opposed to the wider industry of only providing values based on ambient temperatures of 25° Celsius (Ta25).

Energy efficiency

Look for LED downlights with a high energy efficiency rating. The more efficient the LED downlight, the more energy and money you can save in the long run.

Beam angle

The beam angle refers to the spread of light emitted from the downlight. A narrow beam angle (around 15-30 degrees) is suitable for highlighting a specific area, while a wider beam angle (45-60 degrees) is ideal for general lighting.

Glare control

By choosing LED downlights with low Unified Glare Rating (UGR), recessed diffused lenses or deep dish, careful positioning, correct lumen output for the task, wider beam angles, and adjustability, you can reduce the glare produced by LED downlights and create a more comfortable and inviting lighting environment.

CRI (Colour rendering index)

CRI measures the ability of a light source to accurately render colours. Look for LED downlights with a high CRI for more accurate colour representation. A CRI rating of 80 would be suitable for most residential and some commercial situations.

Dimmability

If you require the ability to adjust the light output of the LED downlight, you should choose a model that is compatible with common dimmer switches. Atom downlights are generally compatible with many of the market leading trailing edge dimmers. Dimming of LED fixtures can also assist to reduce glare.

Light output and brightness

The light output of a downlight is measured in lumens. The brightness you require will depend on the size and function of the room being lit.

It's important to focus on lumens, not watts. Lumens measure the total amount of light emitted, while watts measure the amount of power consumed. By focusing on lumens, you can ensure that you select the right LED lights to suit your needs, without wasting energy or money.

IP rating

IP rating stands for Ingress Protection. The IP rating is a two-digit number, with the first digit indicating the degree of protection against solid particles such as dust, and the second digit indicating the degree of protection against water.

For LED downlights, the IP rating is important because they may be exposed to moisture in bathrooms, kitchens, or outdoor areas.

IP20: This rating provides basic protection against solid objects but has no protection against water. It's suitable for dry areas like living rooms, bedrooms, or hallways.

IP44: This rating provides protection against solid objects larger than 1mm and splashing water. It's suitable for bathrooms, kitchens or covered outdoor areas.

IP65: This rating provides dust-tight protection and protection against water jets. It's suitable for outdoor areas, wet rooms and shower areas.

IC Rating

IC rating stands for Insulation Contact rating and is a key safety standard for all residential and some commercial recessed lighting fixtures, including LED downlights. It indicates whether the fixture can be safely installed in direct contact with insulation material without causing a fire hazard and applies to both fixtures and drivers..

An IC-rated LED downlight is designed to be installed in contact with insulation material and can be safely used in insulated ceilings, such as those found in many homes and commercial buildings.

Colour temperature

LED downlights come in a range of colour temperatures, typically ranging from warm white (2700K-3000K) to cooler white (4000K-6000K). The colour temperature you choose will depend on your personal preference and the intended use of the room. Atom LED downlights are generally Tri-CCT, allowing you to choose the colour temperature via a switch between 3000K, 4000K and 5700K.





AT9012/TRI

Recessed downlight



Great design
Recessed light source for high quality installations



IC-4 rated
Perfect for low ceiling installation



Tri-Colour
Selectable output (3000K, 4000K & 6000K)

TRIM OPTIONS

Customise your space


The AT9012 offers high-quality design paired with the benefit of five different trim options, allowing you to create the perfect lighting solution for your space.

TRI-COLOUR

Colour illumination options

Easily switch between daylight, warm or cool lighting colour temperatures to suit the location and application. Adjustable at the time of installation.

atom



AT9012/TRI

11W LED Downlight with Dimmable Driver- Tri-Colour

Product specification

Voltage	220-240V~50Hz		
Power consumption	11W		
Driver type	Phase cut dimmable		
Dimmable	Yes		
Light colour options	Tri-Colour TRI		
Colour temperature	3000K	4000K	6000K
Lumen output	1150lm	1250lm	1200lm
Colour rendering index	>80		
Beam angle	90°		
IP Rating	IP44 (Front face only)		
IC Rating	IC-4		
Flex & Plug length	120mm		
LED Lifetime	L70 B10 >60,000 hours		
Warranty	3 years		

Product range

Code	Description
AT9012/WH/TRI SKU: 11148	11W LED Downlight with Dimmable Driver - 90° beam - White - Tri-Colour
AT9012/BLK/TRI SKU: 11060	11W LED Downlight with Dimmable Driver - 90° beam - Black - Tri-Colour
AT9012/SIL/TRI SKU: 11099	11W LED Downlight with Dimmable Driver - 90° beam - Silver - Tri-Colour
AT9012/AND/TRI SKU: 11075	11W LED Downlight with Dimmable Driver - 90° beam - Anodised aluminium - Tri-Colour
AT9012/SC/TRI SKU: 11218	11W LED Downlight with Dimmable Driver - 90° beam - Satin chrome - Tri-Colour

Finish

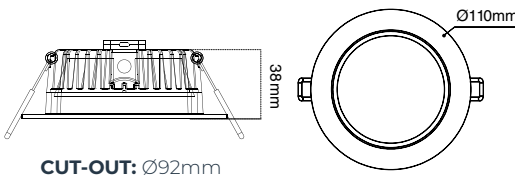
- White
- Black
- Silver
- Anodised aluminium
- Satin chrome

Accessories

AT9018
140mm extension plate. Available in white, black and satin chrome

AT9019
170mm extension plate. Available in white and satin chrome

For full product list see page 32






AT9038/F/TRI

70mm cutout 7W LED Downlight with Dimmable Integrated Driver - Tri-Colour

Product specification

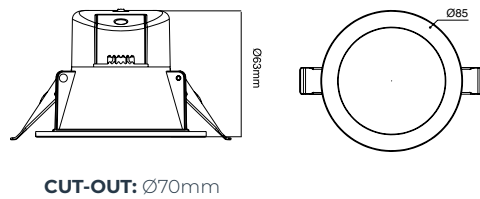
Voltage	220-240V~50Hz		
Power consumption	7W		
Driver type	Integrated phase cut dimmable		
Dimmable	Yes		
Light colour options	Tri-Colour 		
Colour temperature	3000K	4000K	5700K
Lumen output	560lm	650lm	600lm
Colour rendering index	>80		
Beam angle	90°		
IP Rating	IP54 (Front face only)		
IC Rating	IC-4		
LED Lifetime	L70 B10 >54,000 hours		
Warranty	3 years		

Product range

Code	Description
AT9038/WH/F/TRI SKU: 13262	7W LED Downlight with Dimmable Integral Driver - 90° beam - White - Tri-Colour

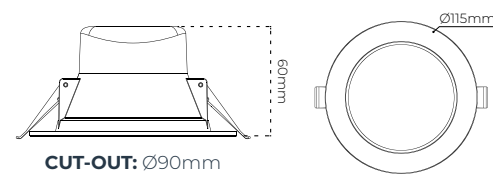
Finish

☐ White



Finish


☐ White



AT9039/TRI

8W LED Downlight with Dimmable Driver - Tri-Colour

Product specification

Voltage	220-240V~50Hz		
Power consumption	8W		
Driver type	Integrated phase cut dimmable		
Dimmable	Yes		
Light colour options	Tri-Colour 		
Colour temperature	3000K	4000K	5700K
Lumen output	760lm	875lm	845lm
Colour rendering index	>80		
Beam angle	90°		
IP Rating	IP44 (Front face only)		
IC Rating	IC-4		
LED Lifetime	L70 B10 60,000 hours		
Warranty	3 years		


Product range

Code	Description
AT9039/WH/TRI SKU: 14536	8W LED Downlight with Dimmable Integral Driver - White - Tri-Colour

AT9039/F/TRI

8W LED Downlight with Dimmable Driver - Tri-Colour

Product specification

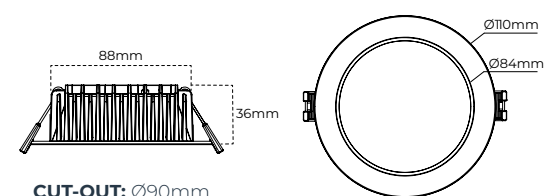
Voltage	220-240V~50Hz		
Power consumption	8W		
Driver type	Integrated phase cut dimmable		
Dimmable	Yes		
Light colour options	Tri-Colour 		
Colour temperature	3000K	4000K	5700K
Lumen output	760lm	875lm	845lm
Colour rendering index	>80		
Beam angle	90°		
IP Rating	IP44 (Front face only)		
IC Rating	IC-4		
LED Lifetime	L70 B10 60,000 hours		
Warranty	3 years		

Product range

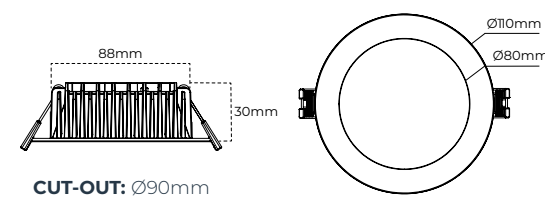
Code	Description
AT9039/WH/F/TRI SKU: 14537	8W LED Downlight with Dimmable Integral Driver - White - Flush Lens - Tri-Colour




☐ White



☐ White




Product specification

Voltage	220-240V~50Hz		
Power consumption	8W		
Driver type	Phase cut dimmable		
Dimmable	Yes		
Light colour options	Tri-Colour 		
Colour temperature	3000K	4000K	5700K
Lumen output	920lm	1020lm	980lm
Colour rendering index	>80		
SDCM	<5		
Beam angle	100°		
IP Rating	IP54 (Front face only)		
IC Rating	IC-4		
Flex & Plug length	600mm		
LED Lifetime	L70 B10 >60,000 hours		
Warranty	3 years		

Product range

Code	Description
AT9090/WH/TRI SKU: 16598	8W Low-profile LED Downlight with Dimmable Driver - White - Tri-Colour

Product specification

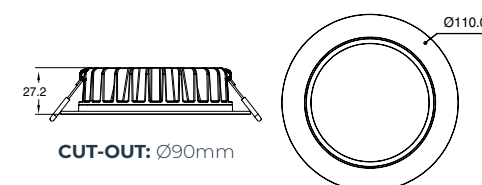
Voltage	220-240V~50Hz		
Power consumption	8W		
Driver type	Phase cut dimmable		
Dimmable	Yes		
Light colour options	Tri-Colour 		
Colour temperature	3000K	4000K	5700K
Lumen output	930lm	1040lm	990lm
Colour rendering index	>80		
SDCM	<5		
Beam angle	100°		
IP Rating	IP54 (Front face only)		
IC Rating	IC-4		
Flex & Plug length	600mm		
LED Lifetime	L70 B10 >60,000 hours		
Warranty	3 years		

Product range

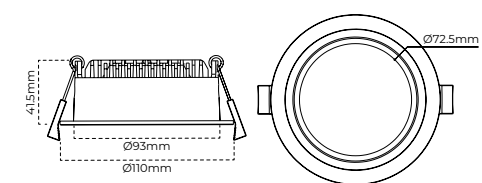
Code	Description
AT9090/F/WH/TRI SKU: 16597	8W Flush Lens Low-profile LED Downlight with Dimmable Driver - White - Tri-Colour




☐ White



White




Product specification

Voltage	220-240V~50Hz		
Power consumption	10W		
Driver type	Phase cut dimmable		
Dimmable	Yes		
Light colour options	Tri-Colour 		
Colour temperature	3000K	4000K	5700K
Lumen output	1050lm	1150lm	1100lm
Colour rendering index	>80		
Beam angle	90°		
IP Rating	IP44 (Front face only)		
IC Rating	IC-4		
Flex & Plug length	600mm		
LED Lifetime	L70 B10 >60,000 hours		
Warranty	3 years		

Product range

Code	Description
AT9027/WH/TRI SKU: 11869	10W Flush Lens Low Profile Downlight with Dimmable Driver - White - Tri-Colour

Product specification

Voltage	220-240V~50Hz		
Power consumption	10W		
Driver type	Phase cut dimmable		
Dimmable	Yes		
Light colour options	Tri-Colour 		
Colour temperature	3000K	4000K	5700K
Lumen output	950lm	1050lm	1000lm
Colour rendering index	>80		
Beam angle	90°		
IP Rating	IP44 (Front face only)		
IC Rating	IC-4		
Flex & Plug length	600mm		
LED Lifetime	L70 B10 >60,000 hours		
Warranty	3 years		

Product range

Code	Description
AT9020/WH/TRI SKU: 11833	10W Tilt Adjustable LED Downlight - White - with Dimmable Driver - Tri-Colour



AT9012/FR

12W Fired rated LED Downlight with Dimmable Driver

Product specification

Voltage	220-240V~50Hz	
Power consumption	12W	
Driver type	Phase cut dimmable	
Dimmable	Yes	
Light colour options	Warm white	Cool white
Colour temperature	3000K	4000K
Lumen output	995lm	1050lm
Colour rendering index	>80	
Beam angle	120°	
IP Rating	IP65 (Front face only)	
IC Rating	IC-4	
Fire Rating	FRL -/120/120*	
Flex & Plug length	120mm	
LED Lifetime	L70 B10 102,000 hours	
Warranty	3 years	

*Simulated ceiling fire resistance test of Horizontal separating elements – Section 4 – 4.1.2 Part (e) Ceiling system. Assessment of site installation suitability recommended by accredited person (Fire Assessor) prior to purchase.

Product range

Code	Description
AT9012/WH/FR/WW SKU: 11434	12W LED Fire rated Downlight with dimmable driver - Warm white - White
AT9012/WH/FR/CW SKU: 11426	12W LED Fire rated Downlight with dimmable driver - Cool white - White

Finish

White

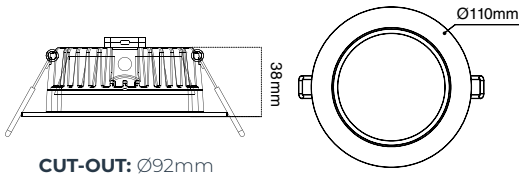
Recommended dimmers

AT9302
200W Trailing - edge LED Dimmer mechanism

Accessories

AT9018
140mm extension plate. Available in white, black and satin chrome
AT9019
170mm extension plate. Available in white and satin chrome

For full product list see page 32



AT9023/TRI

7W LED Downlight with Dimmable Driver - 70mm cutout - Tri-Colour

Product specification

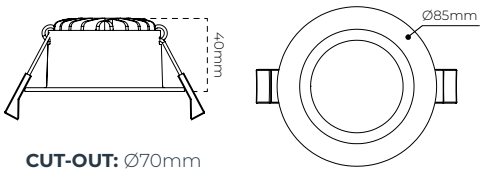
Voltage	220-240V~50Hz		
Power consumption	7W		
Driver type	Phase cut dimmable		
Dimmable	Yes		
Light colour options	Tri-Colour TRI		
Colour temperature	3000K	4000K	5700K
Lumen output	540lm	620lm	590lm
Colour rendering index	>80		
Beam angle	90°		
IP Rating	IP54 (Front face only)		
IC Rating	IC-4		
LED Lifetime	L70 B10 >54,000 hours		
Warranty	3 years		

Product range

Code	Description
AT9023/WH/TRI SKU: 10991	7W LED Downlight with Dimmable Driver - 90° beam - White - Tri-Colour

Finish


White



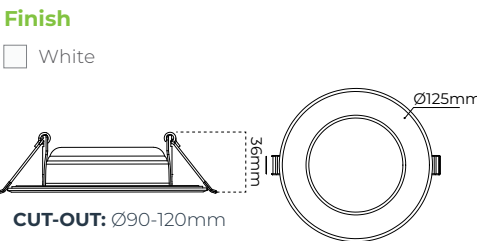
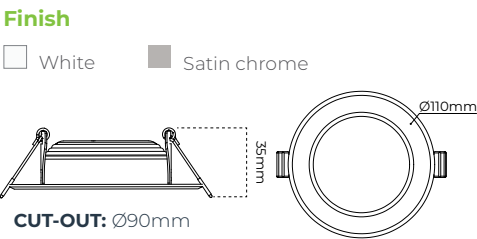
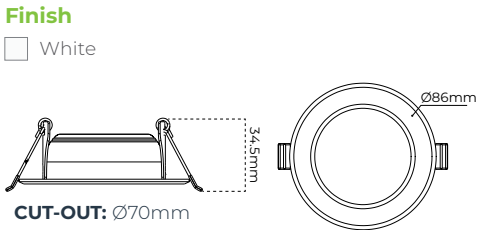


AT9036/TRI

7W Low profile LED Downlight with Dimmable Driver - powdercoated aluminium housing - Tri-Colour

Product specification			
Voltage	220-240V~50Hz		
Power consumption	7W		
Driver type	Phase cut dimmable		
Dimmable	Yes		
Light colour options	Tri-Colour 		
Colour temperature	3000K	4000K	5700K
Lumen output	710lm	750lm	720lm
Colour rendering index	>80		
Beam angle	120°		
IP Rating	IP44 (Front face only)		
IC Rating	IC-4		
LED Lifetime	L70 B10 >54,000 hours		
Warranty	3 years		

Code	Description
AT9036/WH/TRI SKU: 12420	7W LED Downlight with Dimmable Driver - 120° beam - White - Tri-Colour



AT9034/TRI


8W Low profile LED Downlight with Dimmable Driver - powdercoated aluminium housing - Tri-Colour

Product specification			
Voltage	220-240V~50Hz		
Power consumption	8W		
Driver type	Phase cut dimmable		
Dimmable	Yes		
Light colour options	Tri-Colour 		
Colour temperature	3000K	4000K	5700K
Lumen output	875lm	930lm	940lm
Colour rendering index	>80		
Beam angle	110°		
IP Rating	IP44 (Front face only)		
IC Rating	IC-4		
LED Lifetime	L70 B10 >54,000 hours		
Warranty	3 years		

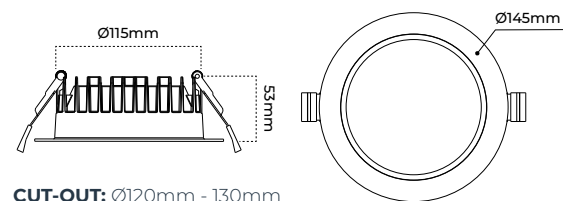
Code	Description
AT9034/WH/TRI SKU: 12421	8W LED Downlight with Dimmable Driver - 110° beam - White - Tri-Colour
AT9034/SC/TRI SKU: 12422	8W LED Downlight with Dimmable Driver - 110° beam - Satin Chrome - Tri-Colour

AT9034/LT/WH/TRI

8W Low profile LED Downlight with Dimmable Driver - 90-120mm cutout - powdercoated aluminium housing - Tri-Colour


Product specification			
Voltage	220-240V~50Hz		
Power consumption	8W		
Driver type	Phase cut dimmable		
Dimmable	Yes		
Light colour options	Tri-Colour 		
Colour temperature	3000K	4000K	5700K
Lumen output	875lm	930lm	940lm
Colour rendering index	>80		
Beam angle	110°		
IP Rating	IP44 (Front face only)		
IC Rating	IC-4		
LED Lifetime	L70 B10 >54,000 hours		
Warranty	3 years		

Code	Description
AT9034/LT/WH/TRI SKU: 12423	8W LED Downlight with Dimmable Driver - Large Trim 125mm - White - Tri-Colour

**Finish**☐ White**CUT-OUT:** Ø120mm - 130mm**AT9045/TRI**

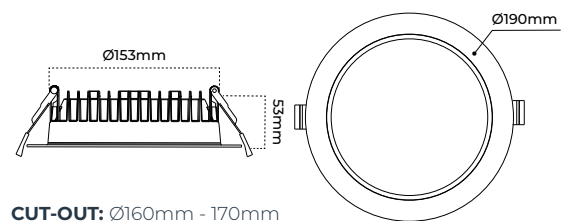
12W LED Downlight with Dimmable Driver - Tri-Colour

Product specification

Voltage	220-240V~50Hz		
Power consumption	12W		
Driver type	Phase cut dimmable		
Dimmable	Yes		
Light colour options	Tri-Colour 		
Colour temperature	3000K	4000K	5700K
Lumen output	1330lm	1420lm	1410lm
Colour rendering index	>80		
Beam angle	90°		
IP Rating	IP54 (Front face only)		
IC Rating	IC-4		
Flex & Plug length	600mm		
LED lifetime	L70 B10 >72,000 hours		
Warranty	3 years		


Product range

Code	Description
AT9045/WH/TRI SKU: 12789	12W LED Downlight with Dimmable Driver - White - Tri-Colour

**Finish**☐ White**CUT-OUT:** Ø160mm - 170mm**AT9046/TRI**

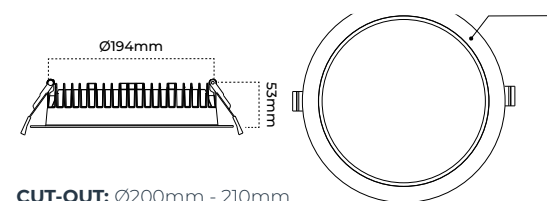
18W LED Downlight with Dimmable Driver - Tri-Colour

Product specification

Voltage	220-240V~50Hz		
Power consumption	18W		
Driver type	Phase cut dimmable		
Dimmable	Yes		
Light colour options	Tri-Colour 		
Colour temperature	3000K	4000K	5700K
Lumen output	2010lm	2160lm	2120lm
Colour rendering index	>80		
Beam angle	90°		
IP Rating	IP54 (Front face only)		
IC Rating	IC-4		
Flex & Plug length	600mm		
LED lifetime	L70 B10 >72,000 hours		
Warranty	3 years		

Product range

Code	Description
AT9046/WH/TRI SKU: 12790	18W LED Downlight with Dimmable Driver - White - Tri-Colour

**Finish**☐ White**CUT-OUT:** Ø200mm - 210mm**AT9047/TRI**

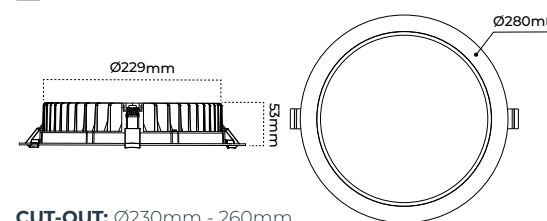
25W LED Downlight with Dimmable Driver - Tri-Colour

Product specification

Voltage	220-240V~50Hz		
Power consumption	25W		
Driver type	Phase cut dimmable		
Dimmable	Yes		
Light colour options	Tri-Colour 		
Colour temperature	3000K	4000K	5700K
Lumen output	2860lm	3070lm	3020lm
Colour rendering index	>80		
Beam angle	90°		
IP Rating	IP54 (Front face only)		
IC Rating	IC-4		
Flex & Plug length	600mm		
LED lifetime	L70 B10 >72,000 hours		
Warranty	3 years		


Product range

Code	Description
AT9047/WH/TRI SKU: 12791	25W LED Downlight with Dimmable Driver - White - Tri-Colour

**Finish**☐ White**CUT-OUT:** Ø230mm - 260mm**AT9048/TRI**

35W LED Downlight with Dimmable Driver - Tri-Colour

Product specification

Voltage	220-240V~50Hz		
Power consumption	35W		
Driver type	Phase cut dimmable		
Dimmable	Yes		
Light colour options	Tri-Colour 		
Colour temperature	3000K	4000K	5700K
Lumen output	3960lm	4320lm	4200lm
Colour rendering index	>80		
Beam angle	90°		
IP Rating	IP54 (Front face only)		
IC Rating	Do not cover		
Flex & Plug length	600mm		
LED lifetime	L70 B10 >72,000 hours		
Warranty	3 years		

Product range

Code	Description
AT9048/WH/TRI SKU: 12792	35W LED Downlight with Dimmable Driver - White - Tri-Colour



MAXIMUS

Smooth, recessed

low-glare design



Low Glare

Reduce eye strain and increase comfort



Great design

Recessed light source for high quality installations



IC-4 rated

Perfect for low ceiling installation



Tri-Colour

Selectable output (3000K, 4000K & 5700K)

LOW GLARE

Reduce eye strain

Harsh lighting is the primary cause of eye strain. A result of glare reflecting off shiny surfaces around the home. Maximus downlights come with a low glare classification (UGR <19) making them perfect for reading, relaxing and working.

TRI-COLOUR

Colour illumination options


Easily switch between daylight, warm or cool lighting colour temperatures to suit the location and application. Adjustable at the time of installation.



MAXIMUS

8W Low-Glare LED Downlight - Tri-Colour

Product specification

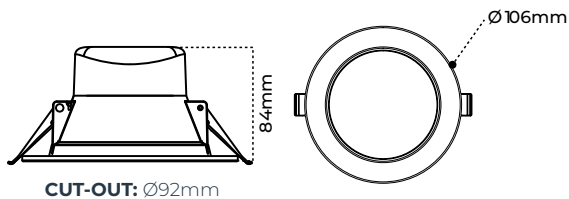
Voltage		220-240V~50Hz		
Power consumption		8W		
Driver type		Integrated phase cut dimmable		
Dimmable		Yes		
Light colour options		Tri-Colour 		
Colour temperature		3000K	4000K	5700K
Lumen output	MAXIMUS-12415	750lm	840lm	790lm
	MAXIMUS-12416	560lm	630lm	570lm
Colour rendering index		>80		
Beam angle		45°		
IP Rating		IP54 (Front face only)		
IC Rating		IC-4		
UGR	MAXIMUS-12415	<22		
	MAXIMUS-12416	<19		
Flex & Plug Length		600mm		
LED Lifetime		L70 B10 >54,000 hours		
Warranty		3 years		

Product range

Code	Description
MAXIMUS-12415 SKU: 12415	8W Low-Glare LED Downlight - 90mm - Tri-Colour - White
MAXIMUS-12416 SKU: 12416	8W Low-Glare LED Downlight - 90mm - Tri-Colour - Black

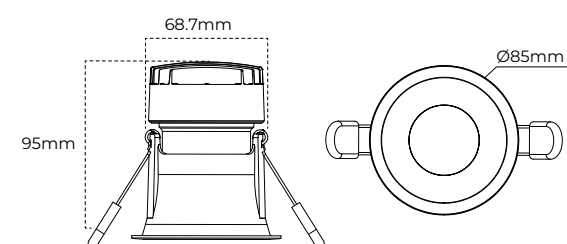
Finish

 White  Black




**Finish**

□ White

**CUT-OUT:** Ø70mm**AT9029/SML/TRI**

10W LED Low Glare COB deep recessed Downlight with Dimmable Driver - mini-trim - Tri-Colour

Product specification

Voltage	220-240V~50Hz		
Power consumption	10W		
Driver type	Phase cut dimmable		
Dimmable	Yes		
Light colour options	Tri-Colour 		
Colour temperature	3000K	4000K	5000K
Lumen output	800lm	890lm	850lm
Colour rendering index	>80		
SDCM	<5		
Beam angle	50°		
IP Rating	IP54 (Front face only)		
IC Rating	IC-4		
UGR	<16		
LED lifetime	L80 B10 >55,000 hours		
Warranty	3 years		


Product range

Code	Description
AT9029/SML/WH/TRI SKU: 11670	10W LED COB Downlight with Dimmable Driver - White - Tri-Colour

AT9029/TRI

10W LED Low Glare COB deep recessed Downlight with Dimmable Driver - mini-trim - Tri-Colour

Product specification

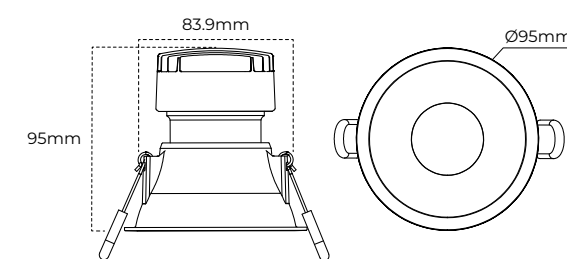
Voltage	220-240V~50Hz		
Power consumption	10W		
Driver type	Phase cut dimmable		
Dimmable	Yes		
Light colour options	Tri-Colour 		
Colour temperature	3000K	4000K	5000K
Lumen output	890lm	980lm	930lm
Colour rendering index	>80		
SDCM	<5		
Beam angle	50°		
IP Rating	IP54 (Front face only)		
IC Rating	IC-4		
UGR	<16		
LED lifetime	L80 B10 >55,000 hours		
Warranty	3 years		

Product range

Code	Description
AT9029/WH/TRI SKU: 11672	10W LED COB Downlight with Dimmable Driver - White - Tri-Colour


**Finish**

□ White

**CUT-OUT:** Ø90mm**AT9029/ADJ/TRI**

10W LED Adjustable Low Glare COB deep recessed Downlight with Dimmable Driver - mini-trim - Tri-Colour

Product specification

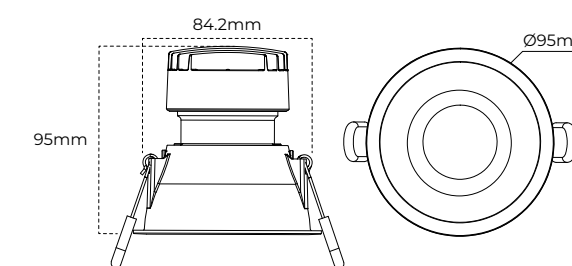
Voltage	220-240V~50Hz		
Power consumption	10W		
Driver type	Phase cut dimmable		
Dimmable	Yes		
Light colour options	Tri-Colour 		
Colour temperature	3000K	4000K	5000K
Lumen output	890lm	980lm	930lm
Colour rendering index	>80		
SDCM	<5		
Beam angle	50°		
IP Rating	IP54 (Front face only)		
IC Rating	IC-4		
UGR	WHITE	<19	
	BLACK	<10	
LED lifetime	L80 B10 >55,000 hours		
Warranty	3 years		

Product range

Code	Description
AT9029/ADJ/WH/TRI SKU: 11674	10W LED Adjustable COB Downlight with Dimmable Driver - White - Tri-Colour
AT9029/ADJ/BLK/TRI SKU: 11675	10W LED Adjustable COB Downlight with Dimmable Driver - Black - Tri-Colour

Finish

□ White ■ Black

**CUT-OUT:** Ø90mm



AT9012/COB

12W Fixed COB LED Downlight with Dimmable Driver

Product specification

Voltage	220-240V~50Hz	
Power consumption	12W	
Driver type	Phase cut dimmable	
Dimmable	Yes	
Light colour options	Warm white	Cool white
Colour temperature	3000K	4000K
Lumen output	1150lm	1220lm
Colour rendering index	>80	
SDCM	<3	
Beam angle	90°	
IP Rating	IP44 (front face only)	
IC Rating	IC-4	
Flex & Plug length	120mm	
LED lifetime	L70 B10 >42,000 hours	
Warranty	3 years	

Product range

Code	Description
AT9012/WH/COB/WW SKU: 11146	12W Fixed COB LED Downlight - White - Warm white
AT9012/WH/COB/CW SKU: 11133	12W Fixed COB LED Downlight - White - Cool white

Finish

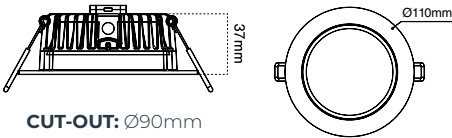
☐ White

Accessories

AT9018
140mm extension plate. Available in white, black and satin chrome

AT9019
170mm extension plate. Available in white and satin chrome

For full product list see pages 32

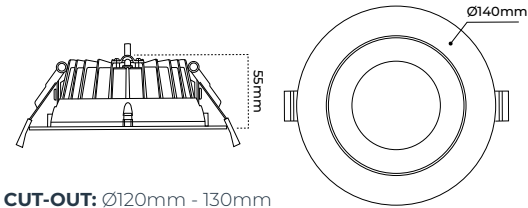


CUT-OUT: Ø90mm



Finish

☐ White

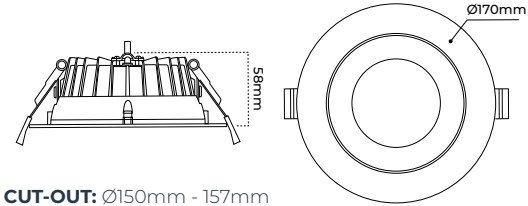


CUT-OUT: Ø120mm - 130mm



Finish

☐ White




CUT-OUT: Ø150mm - 157mm

AT9087/12/TRI - SER II

12W LED Low Glare Downlight with Dimmable Driver - Tri-Colour

Product specification

Voltage	220-240V~50Hz		
Power consumption	12W		
Driver type	Phase cut dimmable		
Dimmable	Yes		
Light colour options	Tri-Colour 		
Colour temperature	3000K	4000K	5700k
Lumen output	1540lm	1640lm	1600lm
Colour rendering index	>80		
Beam angle	60°		
IP Rating	IP44 (Front face only)		
IC Rating	IC - 4		
UGR	<19		
Flex & Plug length	1200mm		
LED lifetime	L70 B10 >54,000 hours		
Warranty	3 years		


Product range

Code	Description
AT9087/12/WH/TRI SKU: 12323	12W LED Downlight with Dimmable Driver - Tri-Colour - White - SER II

AT9087/16/TRI - SER II

16W LED Low Glare Downlight with Dimmable Driver - Tri-Colour

Product specification

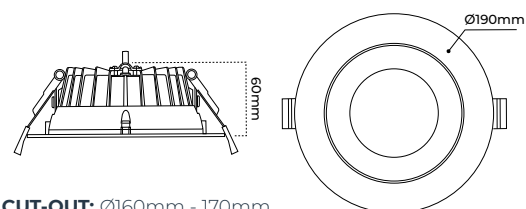
Voltage	220-240V~50Hz		
Power consumption	16W		
Driver type	Phase cut dimmable		
Dimmable	Yes		
Light colour options	Tri-Colour 		
Colour temperature	3000K	4000K	5700k
Lumen output	1840lm	2040lm	2000lm
Colour rendering index	>80		
Beam angle	60°		
IP Rating	IP44 (Front face only)		
IC Rating	IC - 4		
UGR	<19		
Flex & Plug length	1200mm		
LED lifetime	L70 B10 >54,000 hours		
Warranty	3 years		

Product range

Code	Description
AT9087/16/WH/TRI SKU: 12324	16W LED Downlight with Dimmable Driver - Tri-Colour - White - SER II


**Finish**

□ White

**CUT-OUT:** Ø160mm - 170mm**AT9087/24/TRI - SER II**

24W LED Low Glare Downlight with Dimmable Driver - Tri-Colour

Product specification

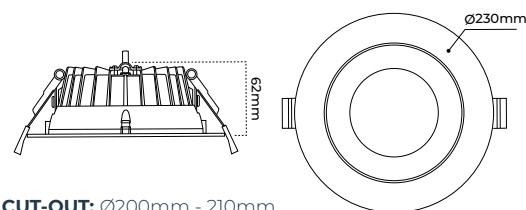
Voltage	220-240V~50Hz		
Power consumption	24W		
Driver type	Phase cut dimmable		
Dimmable	Yes		
Light colour options	Tri-Colour 		
Colour temperature	3000K	4000K	5700k
Lumen output	2770lm	3050lm	3000lm
Colour rendering index	>80		
Beam angle	60°		
IP Rating	IP44 (Front face only)		
IC Rating	IC - 4		
UGR	<19		
Flex & Plug length	1200mm		
LED lifetime	L70 B10 >54,000 hours		
Warranty	3 years		

Product range

Code	Description
AT9087/24/WH/TRI SKU: 12325	24W LED Downlight with Dimmable Driver - Tri-Colour - White - SER II


**Finish**

□ White

**CUT-OUT:** Ø200mm - 210mm**AT9087/30/TRI - SER II**

30W LED Low Glare Downlight with Dimmable Driver - Tri-Colour

Product specification

Voltage	220-240V~50Hz		
Power consumption	30W		
Driver type	Phase cut dimmable		
Dimmable	Yes		
Light colour options	Tri-Colour 		
Colour temperature	3000K	4000K	5700k
Lumen output	3860lm	4120lm	4100lm
Colour rendering index	>80		
Beam angle	60°		
IP Rating	IP44 (Front face only)		
IC Rating	IC - 4		
UGR	<19		
Flex & Plug length	1200mm		
LED lifetime	L70 B10 >54,000 hours		
Warranty	3 years		


Product range

Code	Description
AT9087/30/WH/TRI SKU: 12326	30W LED Downlight with Dimmable Driver - Tri-Colour - White - SER II

**AT9043/TRI**

35W LED Rectangular shoplight with Dimmable Driver - Tilt Adjustable for wall washing - Tri-Colour

Product specification

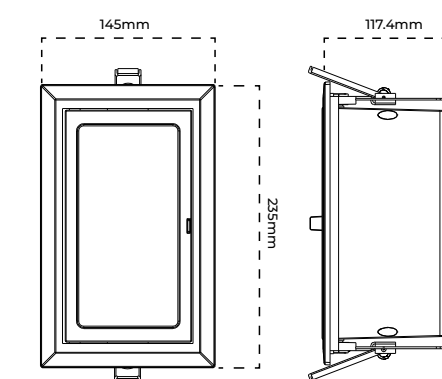
Voltage	220-240V~50Hz		
Power consumption	35W		
Driver type	Phase cut dimmable		
Dimmable	Yes		
Light colour options	Tri-Colour 		
Colour temperature	3000K	4000K	5700K
Lumen output	3380lm	3870lm	3540lm
Colour rendering index	>80		
Beam angle	110°		
IP Rating	IP20		
IC Rating	Do not cover		
Adjustable tilt angle	70°		
Flex & Plug length	600mm		
LED lifetime	L70 B10 >54,000 hours		
Warranty	3 years		

Product range

Code	Description
AT9043/WH/TRI SKU: 11522	32W Tilt Adjustable LED Rectangular Downlight with dimmable driver - Tri-Colour - White

Finish

□ White

**CUT-OUT:** 220mm x 130mm

atom



AT9064

10W LED Dimmable Surface Mount Downlight

Product specification

Voltage	220-240V~50Hz	
Power consumption	10W	
Driver type	Phase cut dimmable	
Dimmable	Yes	
Light colour options	Warm white	Cool white
Colour temperature	3000K	4000K
Lumen output	760lm	790lm
Colour rendering index	>80	
Beam angle	60°	
IP Rating	IP54 (Front face only)	
LED lifetime	L70 B10 40,000 hours	
Warranty	3 years	

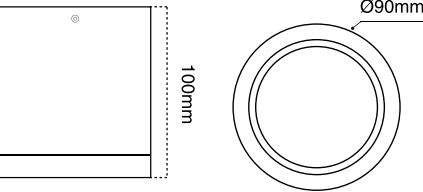
Product range

Code	Description
AT9064/WH/60/WW SKU: 10673	10W LED Dimmable Surface Mount Downlight - White - Warm white
AT9064/WH/60/CW SKU: 10791	10W LED Dimmable Surface Mount Downlight - White - Cool white
AT9064/BLK/60/WW SKU: 10320	10W LED Dimmable Surface Mount Downlight - Black - Warm white
AT9064/BLK/60/CW SKU: 10319	10W LED Dimmable Surface Mount Downlight - Black - Cool white



Finish

White Black

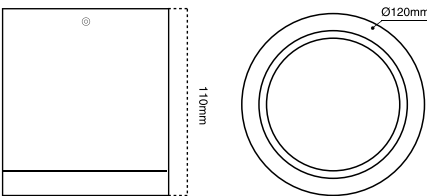


atom



Finish

White Black



AT9065

25W LED Dimmable Surface Mount Downlight

Product specification

Voltage	220-240V~50Hz	
Power consumption	25W	
Driver type	Phase cut dimmable	
Dimmable	Yes	
Light colour options	Warm white	Cool white
Colour temperature	3000K	4000K
Lumen output	2580lm	2670lm
Colour rendering index	>80	
Beam angle	60°	
IP Rating	IP54 (Front face only)	
LED lifetime	L70 B10 40,000 hours	
Warranty	3 years	

Product range

Code	Description
AT9065/WH/60/WW SKU: 10593	25W LED Dimmable Surface Mount Downlight - White - Warm white
AT9065/WH/60/CW SKU: 10475	25W LED Dimmable Surface Mount Downlight - White - Cool white
AT9065/BLK/60/WW SKU: 10711	25W LED Dimmable Surface Mount Downlight - Black - Warm white
AT9065/BLK/60/CW SKU: 10710	25W LED Dimmable Surface Mount Downlight - Black - Cool white

AT9066

32W LED Dimmable Surface Mount Downlight

Product specification

Voltage	220-240V~50Hz	
Power consumption	32W	
Driver type	Phase cut dimmable	
Dimmable	Yes	
Light colour options	Warm white	Cool white
Colour temperature	3000K	4000K
Lumen output	3275lm	3630lm
Colour rendering index	>80	
Beam angle	60°	
IP Rating	IP54 (Front face only)	
LED lifetime	L70 B10 40,000 hours	
Warranty	3 years	

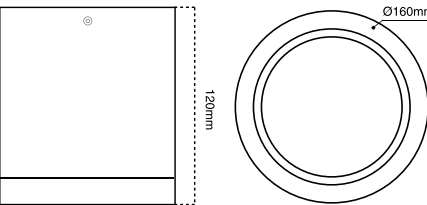
Product range

Code	Description
AT9066/BLK/60/WW SKU: 10614	35W LED Dimmable Surface Mount Downlight - Black - Warm white
AT9066/BLK/60/CW SKU: 10613	35W LED Dimmable Surface Mount Downlight - Black - Cool white



Finish

Black



EXTENSION PLATES



AT9018/BLK
SKU: 10117
140mm Extension Plate - Black.
Suitable for **AT9034, AT9027, AT9032, AT9012*, Maximus**



AT9018/SC
SKU: 10146
140mm Extension Plate - Satin chrome.
Suitable for **AT9034, AT9027, AT9032, AT9012*, Maximus**




AT9018/SIL
SKU: 10119
140mm Extension Plate - Silver.
Suitable for **AT9034, AT9027, AT9032, AT9012*, Maximus**



AT9018/WH
SKU: 10121
140mm Extension Plate - White.
Suitable for **AT9034, AT9027, AT9032, AT9012*, Maximus**



AT9019/WH
SKU: 10130
170mm Extension Plate - White.
Suitable for **AT9034, AT9027, AT9032, AT9012*, Maximus**



AT9019/SC
SKU: 10150
170mm Extension Plate - Satin chrome.
Suitable for **AT9034, AT9027, AT9032, AT9012*, Maximus**

*Excludes AT9012/FR and AT9012/LT

TRIMS



AT9038/BC/F/RING
SKU: 13345
Brushed Chrome Trim Flush.
Suitable for **AT9038**



AT9039/BC/F/RING
SKU: 11096
Brushed Chrome Trim Flush.
Suitable for **AT9039**



AT9039/BC/RING
SKU: 12405
Brushed Chrome Trim.
Suitable for **AT9039**





Track Lighting

Atom’s track lighting offers a customisable solution for highlighting areas of interest or providing functional work lighting.

CONTENTS

Track Lighting	36-37
Accessories	38-39

Featured product

AT1107
Dimmable Track Light
Page 36





AT1107

10W LED Dimmable 3-wire Track Mounted Spotlight

Product specification

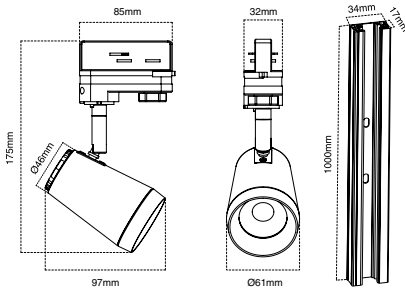
Voltage	220-240V~50Hz	
Power consumption	10W	
Driver type	Integrated phase cut dimmable	
Dimmable	Yes	
Light colour options	Warm white & Cool white	
Colour temperature	3000 & 4000K	
Lumen output	AT1107/WH/WW	920lm
	AT1107/BLK/WW	925lm
	AT1107/BLK/CW	840lm
Colour rendering index	>80	
Beam angle	60°	
IP Rating	IP20	
LED lifetime	L70 B10 36,000 hours	
Warranty	3 years	

Product range

Code	Description
AT1107/WH/WW SKU: 11704	White Track Mounted adjustable spotlight - Warm white
AT1107/BLK/WW SKU: 11214	Black Track Mounted adjustable spotlight - Warm white
AT1107/BLK/CW SKU: 11227	Black Track Mounted adjustable spotlight - Cool white

Finish

White Black



Accessories

AT1100/1M 3 wire - Track 1m aluminium alloy	AT1100/2M 3 wire - Track 2m aluminium alloy
AT1100/CF 3 wire - Centre feed joiner	AT1100/T 3 wire - T shape joiner
AT1100/STR 3 wire - Straight joiner	AT1100/RA 3 wire - Right angle joiner
AT1100/RAR 3 wire - Right angle right joiner	AT1100/X 3 wire - X shape joiner
AT1100/BEND 3 wire - Bendable joiner	AT1100/DEAD 3 wire - Dead end joiner
AT1100/LIVE 3 wire - Live end joiner	

All accessories are available in white and black.
For full product list see pages 38 - 39



AT1108

LED 3-wire Track Mounted Spotlight

Product specification

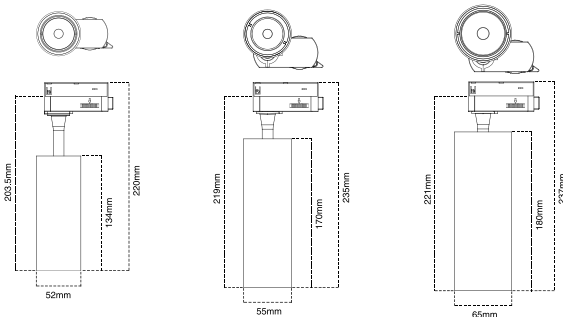
Voltage	220-240V~50Hz	
Power consumption	12W, 20W & 30W	
Driver type	Integrated phase cut dimmable	
Dimmable	No	
Light colour options	Warm white	Cool white
Colour temperature	3000K	4000K
Lumen output	AT1108/12/BLK	582lm
	AT1108/20/WH	1140lm
	AT1108/20/BLK	1140lm
	AT1108/30/WH	1980lm
	AT1108/30/BLK	1930lm
		-
Colour rendering index	>80	
Beam angle	50°	
IP Rating	IP20	
LED lifetime	L70 B10 36,000 hours	
Warranty	3 years	

Product range

Code	Description
AT1108/12/BLK/WW SKU: 11917	12W LED Track Mounted spotlight - 55° beam - Black - Warm white
AT1108/12/BLK/CW SKU: 11896	12W LED Track Mounted spotlight - 55° beam - Black - Cool white
AT1108/20/WH/WW SKU: 12050	20W LED Track Mounted spotlight - 55° beam - White - Warm white
AT1108/20/WH/CW SKU: 12006	20W LED Track Mounted spotlight - 55° beam - White - Cool white
AT1108/20/BLK/WW SKU: 11909	20W LED Track Mounted spotlight - 55° beam - Black - Warm white
AT1108/30/WH/WW SKU: 12231	30W LED Track Mounted spotlight - 55° beam - White - Warm white
AT1108/30/WH/CW SKU: 12170	30W LED Track Mounted spotlight - 55° beam - White - Cool white
AT1108/30/BLK/WW SKU: 12061	30W LED Track Mounted spotlight - 55° beam - Black - Warm white

Finish

White Black



Accessories

AT1100/1M 3 wire - Track 1m aluminium alloy	AT1100/2M 3 wire - Track 2m aluminium alloy
AT1100/CF 3 wire - Centre feed joiner	AT1100/T 3 wire - T shape joiner
AT1100/STR 3 wire - Straight joiner	AT1100/RA 3 wire - Right angle joiner
AT1100/RAR 3 wire - Right angle right joiner	AT1100/X 3 wire - X shape joiner
AT1100/BEND 3 wire - Bendable joiner	AT1100/DEAD 3 wire - Dead end joiner
AT1100/LIVE 3 wire - Live end joiner	

All accessories are available in white and black.
For full product list see pages 38 - 39

TRACKS



AT1100/BLK/1M
SKU: 11345
3 Wire Track 1m Aluminium Alloy - Black.
*Suitable for **AT1107***



AT1100/BLK/2M
SKU: 11359
3 Wire Track 2m Aluminium Alloy - Black.
*Suitable for **AT1107***



AT1100/BLK/BEND
SKU: 16833
3 Wire - Bendable Joiner - Black.
*Suitable for **AT1107***



AT1100/BLK/CF
SKU: 11376
3 Wire - Straight Joiner Feeder - Black.
*Suitable for **AT1107***



AT1100/BLK/DEAD
SKU: 11195
3 Wire - Dead End - Black.
*Suitable for **AT1107***



AT1100/BLK/LIVE
SKU: 11175
3 Wire - Live End - Black.
*Suitable for **AT1107***



AT1100/BLK/RA
SKU: 11415
3 Wire - Right Angle Joiner Left - Black.
*Suitable for **AT1107***



AT1100/BLK/RAR
SKU: 11302
3 Wire - Right Angle Joiner Right - Black.
*Suitable for **AT1107***



AT1100/BLK/STR
SKU: 11393
3 Wire - Straight Joiner - Black.
*Suitable for **AT1107***



AT1100/BLK/T
SKU: 11430
3 Wire - T Joiner - Black.
*Suitable for **AT1107***



AT1100/BLK/X
SKU: 11450
3 Wire - X Joiner - Black.
*Suitable for **AT1107***

TRACKS



AT1100/WH/1M
SKU: 18136
3 Wire Track 1m Aluminium Alloy - White.
*Suitable for **AT1107***



AT1100/WH/2M
SKU: 11643
3 Wire Track 2m Aluminium Alloy - White.
*Suitable for **AT1107***



AT1100/WH/BEND
SKU: 14739
3 Wire - Bendable Joiner - White.
*Suitable for **AT1107***



AT1100/WH/CF
SKU: 17149
3 Wire - Straight Joiner Feeder - White.
*Suitable for **AT1107***



AT1100/WH/DEAD
SKU: 18095
3 Wire - Dead End - White.
*Suitable for **AT1107***



AT1100/WH/LIVE
SKU: 16693
3 Wire - Live End - White.
*Suitable for **AT1107***



AT1100/WH/RA
SKU: 11415
3 Wire - Right Angle Joiner Left - White.
*Suitable for **AT1107***



AT1100/WH/RAR
SKU: 11284
3 Wire - Right Angle Joiner Right - White.
*Suitable for **AT1107***



AT1100/WH/STR
SKU: 13416
3 Wire - Straight Joiner - White.
*Suitable for **AT1107***



AT1100/WH/T
SKU: 15094
3 Wire - T Joiner - White.
*Suitable for **AT1107***



AT1100/WH/X
SKU: 12348
3 Wire - X Joiner - White.
*Suitable for **AT1107***



atom

Oysters

Oysters are not only a great energy-saving light, they also have a large area of light distribution, which means less lights are needed. Atom offers a range of sizes, brightness and application abilities.

CONTENTS

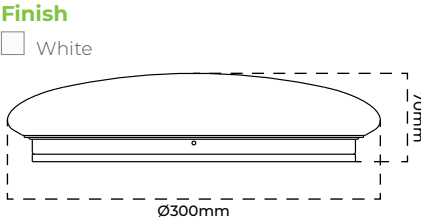
Slim Tri-Colour Oysters	42-43
Tri-Colour Oysters	44-45
Flat Oysters	46-47

Featured product

AT3013/SLIM/TRI
Tri-Colour Oyster
Page 42



atom

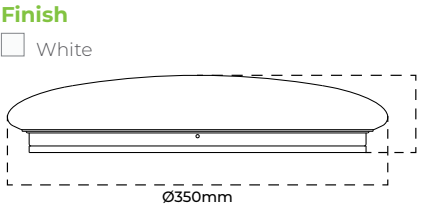


AT3013/SLIM/14/TRI

14W 300mm Opal Acrylic LED Slimline Oyster- Tri-Colour

Product specification			
Voltage	220-240V~50Hz		
Power consumption	14W		
Driver type	Fixed output		
Dimmable	No		
Light colour options	Tri-Colour		
Colour temperature	3000K	4000K	5000K
Lumen output	1400lm	1520lm	1500lm
Colour rendering index	>80		
Beam angle	120°		
IP Rating	IP44		
LED lifetime	L70 B10 >54,000 hours		
Warranty	3 years		

Product range	
Code	Description
AT3013/SLIM/14/TRI SKU: 18270	Slim 14W 300mm Dia Oyster - Tri-Colour



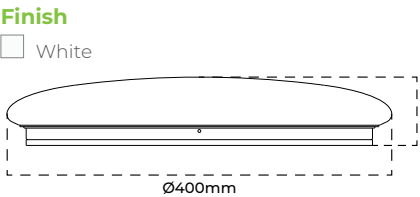
AT3013/SLIM/17/TRI

17W 350mm Opal Acrylic LED Slimline Oyster- Tri-Colour

Product specification			
Voltage	220-240V~50Hz		
Power consumption	17W		
Driver type	Fixed output		
Dimmable	No		
Light colour options	Tri-Colour		
Colour temperature	3000K	4000K	5000K
Lumen output	1715lm	1850lm	1840lm
Colour rendering index	>80		
Beam angle	120°		
IP Rating	IP44		
LED lifetime	L70 B10 >54,000 hours		
Warranty	3 years		

Product range	
Code	Description
AT3013/SLIM/17/TRI SKU: 18271	Slim 17W 350mm Dia Oyster - Tri-Colour

atom

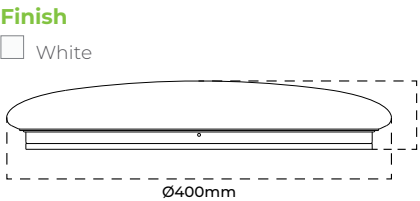


AT3013/SLIM/25/TRI

25W 400mm Opal Acrylic LED Slimline Oyster- Tri-Colour

Product specification			
Voltage	220-240V~50Hz		
Power consumption	25W		
Driver type	Fixed output		
Dimmable	No		
Light colour options	Tri-Colour		
Colour temperature	3000K	4000K	5000K
Lumen output	2350lm	2490lm	2430lm
Colour rendering index	>80		
Beam angle	120°		
IP Rating	IP44		
LED lifetime	L70 B10 >54,000 hours		
Warranty	3 years		

Product range	
Code	Description
AT3013/SLIM/25/TRI SKU: 18272	Slim 25W 400mm Dia Oyster - Tri-Colour



AT3013/SLIM/25/TRI/S

25W 400mm Opal Acrylic LED Oyster- with Sensor - Tri-Colour

Product specification			
Voltage	220-240V~50Hz		
Power consumption	25W		
Driver type	Fixed output		
Dimmable	No		
Light colour options	Tri-Colour		
Colour temperature	3000K	4000K	5000K
Lumen output	2350lm	2490lm	2430lm
Colour rendering index	>80		
Beam angle	120°		
IP Rating	IP44		
LED lifetime	L70 B10 >54,000 hours		
Warranty	3 years		

Product range	
Code	Description
AT3013/SLIM/25/TRI/S SKU: 18138	Slim 25W 400mm Dia Oyster with Sensor - Tri-Colour

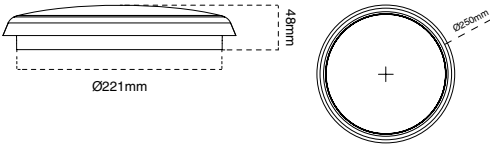
Sensor functions
ON - OFF FUNCTION With insufficient ambient light, the sensor switches on the lamp when motion is detected
3 STEP DIMMING FUNCTION When there is insufficient light the sensor switches on the lamp when motion is detected. After hold time, the sensor dims the lamp at a low light level if no new motion trigger. After a stand - by period, the sensor switches off the lamps if no motion is detected in its detection zone
SETTING SENSOR By selecting the combination on the DIP switch, sensor data can be precisely set for each specific application

atomⁱ



Finish


White



AT3014/12/TRI

12W 250mm LED Round Low Profile Dimmable IP54 Polycarbonate Oyster - Tri-Colour

Product specification

Voltage	220-240V~50Hz		
Power consumption	12W		
Driver type	Integrated phase cut dimmable		
Dimmable	Yes		
Light colour options	Tri-Colour 		
Colour temperature	3000K	4000K	5700K
Lumen output	1180lm	1290lm	1250lm
Colour rendering index	>80		
Beam angle	120°		
IP Rating	IP54		
LED lifetime	L70 B10 >54,000 hours		
Warranty	3 years		


Product range

Code	Description
AT3014/12/WH/TRI SKU: 11941	12W LED 250mm Round Low Profile Dimmable IP54 Polycarbonate Oyster - White Trim - Tri-Colour

AT3014/18/TRI

18W 300mm LED Round Low Profile Dimmable IP54 Polycarbonate Oyster - Tri-Colour

Product specification

Voltage	220-240V~50Hz		
Power consumption	18W		
Driver type	Integrated phase cut dimmable		
Dimmable	Yes		
Light colour options	Tri-Colour 		
Colour temperature	3000K	4000K	5700K
Lumen output	1850lm	2000lm	1950lm
Colour rendering index	>80		
Beam angle	120°		
IP Rating	IP54		
LED lifetime	L70 B10 >54,000 hours		
Warranty	3 years		

Product range

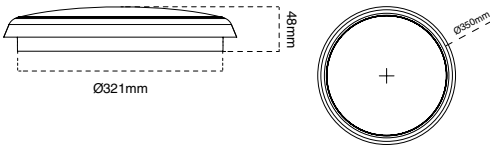
Code	Description
AT3014/18/WH/TRI SKU: 11942	18W LED 300mm Round Low Profile Dimmable IP54 Polycarbonate. Oyster - White Trim - Tri-Colour

atomⁱ



Finish

White



AT3014/25/TRI

25W 350mm LED Round Low Profile Dimmable IP54 Polycarbonate Oyster - Tri-Colour

Product specification

Voltage	220-240V~50Hz		
Power consumption	25W		
Driver type	Integrated phase cut dimmable		
Dimmable	Yes		
Light colour options	Tri-Colour 		
Colour temperature	3000K	4000K	5700K
Lumen output	2400lm	2600lm	2500lm
Colour rendering index	>80		
Beam angle	120°		
IP Rating	IP54		
LED lifetime	L70 B10 >54,000 hours		
Warranty	3 years		

Product range

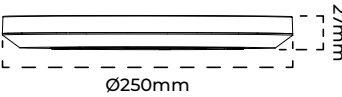
Code	Description
AT3014/25/WH/TRI SKU: 11943	25W LED 350mm Round Low Profile Dimmable IP54 Polycarbonate Oyster - White Trim - Tri-Colour

atomⁱ



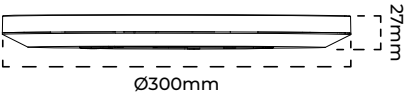
Finish

☐ White



Finish


☐ White



AT3030/12/TRI

12W 250mm Flat Low Profile Oyster - Tri-Colour

Product specification

Voltage	220-240V~50Hz		
Power consumption	12W		
Dimmable	Yes		
Light colour options	Tri-Colour 		
Colour temperature	3000K	4000K	5700K
Lumen output	1160lm	1230lm	1250lm
Colour rendering index	>80		
Beam angle	120°		
IP Rating	IP54 (front face only)		
LED lifetime	L70 B10 >54,000 hours		
Warranty	3 years		


Product range

Code	Description
AT3030/12/TRI SKU: 11427	12W flat low-profile oyster 250mm dia - Tri-colour - white

AT3030/18/TRI

18W 300mm Flat Low Profile Oyster - Tri-Colour

Product specification

Voltage	220-240V~50Hz		
Power consumption	18W		
Dimmable	Yes		
Light colour options	Tri-Colour 		
Colour temperature	3000K	4000K	5700K
Lumen output	1990lm	2090lm	2020lm
Colour rendering index	>80		
Beam angle	120°		
IP Rating	IP54 (front face only)		
LED lifetime	L70 B10 >54,000 hours		
Warranty	3 years		

Product range

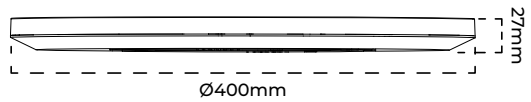
Code	Description
AT3030/18/TRI SKU: 11428	18W flat low-profile oyster 300mm dia - Tri-colour - white

atomⁱ



Finish


☐ White



AT3030/24/TRI

24W 400mm Flat Low Profile Oyster - Tri-Colour

Product specification

Voltage	220-240V~50Hz		
Power consumption	24W		
Dimmable	Yes		
Light colour options	Tri-Colour 		
Colour temperature	3000K	4000K	5700K
Lumen output	2780lm	2890lm	2830lm
Colour rendering index	>80		
Beam angle	120°		
IP Rating	IP54 (front face only)		
LED lifetime	L70 B10 >54,000 hours		
Warranty	3 years		

Product range

Code	Description
AT3030/24/TRI SKU: 11429	24W flat low-profile oyster 400mm dia - Tri-colour - white



atom

Low Voltage
Accent Lighting

Add a touch of functional ambience to your home with low voltage accent lighting. Install step and undercabinet lighting for enhanced safety and style.

CONTENTS

Square Recessed Step Light	50
Undercabinet Lighting	51

Featured product

AT9011
Undercabinet lighting
Page "AT9011" 51



CLEAR - Directional light



OPAL - Diffused light



AT9500

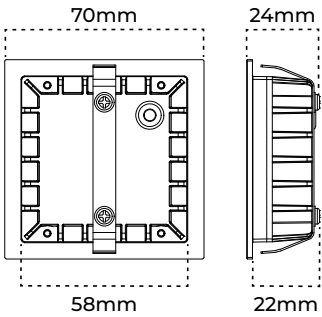
3W LED Square 70 x 70mm Recessed Step Light
(driver sold separately)

Product specification		
Voltage	24Vdc	
Power consumption	3W	
Dimmable	No	
Light colour options	Warm white & Cool white	
Colour temperature	3000K, 4000K	
Lumen output	CLEAR	150lm
	OPAL	100lm
Colour rendering index	>80	
Beam angle	100°	
IP Rating	IP54 (front face only)	
IC Rating	IC-4	
LED lifetime	L70 B10 >54,000 hours	
Warranty	3 years	

Code	Description
AT9500/24V/WH/WW/C SKU: 12671	3W 24 Volt DC Constant Voltage LED Square (70 x 70) Recessed Step Light - White - 3000K - Clear Lens
AT9500/24V/WH/CW/C SKU: 12670	3W 24 Volt DC Constant Voltage LED Square (70 x 70) Recessed Step Light - White - 4000K - Clear Lens
AT9500/24V/WH/WW/O SKU: 12673	3W 24 Volt DC Constant Voltage LED Square (70 x 70) Recessed Step Light - White - 3000K - Opal Lens
AT9500/24V/WH/CW/O SKU: 12672	3W 24 Volt DC Constant Voltage LED Square (70 x 70) Recessed Step Light - White - 4000K - Opal Lens

Finish

White



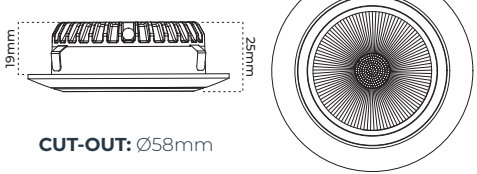
CUT-OUT: 60mm x 60mm



Finish

White

Black

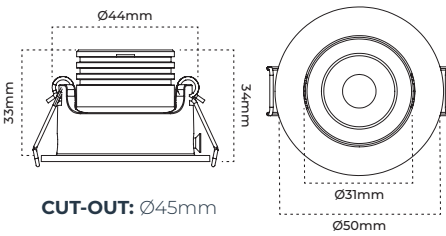


CUT-OUT: Ø58mm



Finish

White



CUT-OUT: Ø45mm

AT9011

3W LED 24Vdc Cabinet Light (driver sold separately)

Product specification		
Voltage	24Vdc	
Power consumption	3W	
Dimmable	Yes	
Light colour options	Dual-Colour	
Colour temperature	3000K	4000K
Lumen output	300lm	300lm
Colour rendering index	>80	
Beam angle	70°	
IP Rating	IP54 (front face only)	
IC Rating	IC-4	
LED lifetime	L70 B10 >54,000 hours	
Warranty	3 years	

Code	Description
AT9011/24/DC/DUAL/WH SKU: 12664	3W 24 Volt DC Constant Voltage LED Shelf Light - White - Dual-Colour
AT9011/24/DC/DUAL/BLK SKU: 12665	3W 24 Volt DC Constant Voltage LED Shelf Light - Black - Dual-Colour

AT9014

4W LED Mini Adjustable Downlight (driver sold separately)

Product specification		
Voltage	24Vdc	
Power consumption	4W	
Dimmable	No	
Light colour options	Warm white	Cool white
Colour temperature	3000K	4000K
Lumen output	340lm	380lm
Colour rendering index	>80	
Beam angle	32°	
IP Rating	IP20	
IC Rating	IC	
LED lifetime	L70 B10 >54,000 hours	
Warranty	3 years	

Code	Description
AT9014/ADJ/24V/WH/WW SKU: 12666	4W 24 Volt DC Constant Voltage Mini Adjustable LED Downlight - White - Warm White
AT9014/ADJ/24V/WH/CW SKU: 12667	4W 24 Volt DC Constant Voltage Mini Adjustable LED Downlight -White - Cool White



Strip Lighting

Transform any space with Atom's LED strip lighting. Our high-quality 24V LED strips come in various colors and are available with different weatherproof ratings: IP20 for indoor use, and IP54 or IP67 for outdoor use. They're perfect for adding a special touch to any area.

CONTENTS

Strip Kits	58-61
Strips	62-67
Pureline Strips	68-69
Extrusions Kits	70-71
Accessories	72

Featured products

AT9208
RGB Strip Kit
Page 60



AT9256
Pureline Strips
Page 68



What are LED strip lights?

LED strip lights are thin, flexible lights that are both modern and stylish. You can choose from many colors and styles. They create a soft, continuous line of light that's great for kitchens, bedrooms, and media rooms, adding a cozy glow wherever you need it.



Getting started with strip lighting

LED strips are essentially a flexible circuit board populated with LEDs. They come with pre-attached strong 3M™ branded backing tape and can be easily fitted to almost any surface. In a wide range of colour temperatures for use both indoor and out, they bring a subtle, continuous line of light to a room.

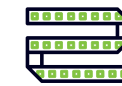
Every project is unique, so choosing the right product is important.

- Where will you be installing the strips?
- What will you be lighting?
- What atmosphere are you trying to create?
- Will there be other lights in the area?



Cut to length

Atom strips can be cut to length or even joined to suit the space. Different for each product, cut lengths are clearly marked on product, packaging and in specification documentation.



Flexible

Don't be limited by curved surfaces. Atom Strips come in a flexible casing and can be bent vertically up to 90°.



Low Profile

Less than 2mm in height for selected models. Atom strips can fit into tight spaces and be easily hidden from view.



Dimmable

Choose a controller and driver to enable the option to dim your strip lighting.



Weatherproof

Don't be limited to indoors. Selected Atom strips come with an IP54 or IP67 rating, making them weatherproof and suitable for bathroom or outdoor applications.



Colour options

Create warm, cool or daylight tones, or pop with eye catching RGB. The extensive colour options in the Atom strips range make the opportunities endless.



Pureline

For extra elegance, choose an Atom Pureline strip. A continuous light source, these strips have no dots interrupting the seamless effect.



Easy Install

Pre-attached with quality 3M™ branded tape, Atom strips are easy to install – simply peel and stick. Strips can also be removed without damaging existing tiles, cabinets or walls.

Handy lighting terms to know

Correlated colour temperature (CCT)

CCT refers to colour temperature of light. Measured in units of Kelvin from a scale of 1,000 to 10,000, the higher the number, the whiter the light. Commercial and residential lighting usually falls somewhere between 2000K and 6500K. Typically, 3000K - 4000K would be used within the home to create a warm, inviting feel.

Lumens

Lumen, denoted by the letters lm, is the measure of brightness, as visible to the human eye from a light source. The higher the lumen rating, the brighter the light will appear. One lumen is equal to roughly the amount of light given out by a candle. Products with a higher lumen/watt (lm/W) rating produce light more efficiently which reduces heat and power consumption.

IP Ratings

Standing for Ingress Protection, IP ratings are the international standards of protection for all things electrical and mechanical. A two-digit grading system the first number between 0 and 6 measures protection from solid objects like dust and dirt. The second, between 0 and 8 measures resistance to moisture at varying intensities, angles, depths, pressure, exposure and immersion.

Colour rendering index (CRI)

Colour rendering index, or CRI for short, is a quantitative measure of the ability of a light source to reveal the colours of different objects faithfully, in comparison with an ideal or natural light source. Choosing a product with a higher CRI will improve the colour reproduction and give a more accurate result.

Pureline

The Atom Pureline LED Strip is a high-quality Dot-Free linear light solution. It uses a continual row of individually packaged LED chips covered by an extruded IP54 weatherproof housing, providing a seamless line of illumination.

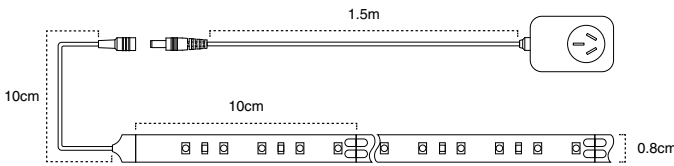
Compared to standard “COB” Dot-Free IP20 strips, which can easily fail if not delicately handled, Pureline technology integrates the reliability of individually packaged LEDs with an optically controlled silicone diffuser, creating an output effect similar to a fully enclosed extrusion.





AT9208/WW/KIT

LED Strip Kit – IP54 – 4.8W/m – WW



Wattage
24W



Efficiency
79lm/W



IP Rating
IP54*

Product specification

Voltage	24Vdc driver included
Power consumption	24W Max
Dimmable	No
Input	10cm flying lead
Length	5m
Cut length	10cm
Colour temperature	3000K
Lumens per meter	380lm/m
Beam angle	120°
Colour rendering index	>80
LEDs/m	60pc/m
IP Rating	IP54 (LED strip only)
Lifetime Rating	L70B50 >50000 hrs @40°C L90B50>50000 hrs @40°C
Electrical classification	Class III
Weatherproof material	UV stable silicone

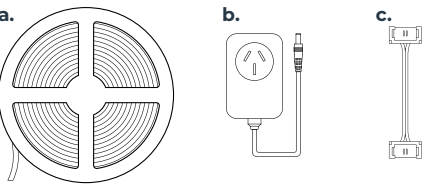
Power supply

Input	220-240V~50Hz
Output	24Vdc 1A
Electrical classification	Class II

Product range

Code	Description
AT9208/WW/KIT/5M SKU: 11504	5m 4.8W/m 24V LED Strip Kit IP54 - 3000K - Warm White

Kit content

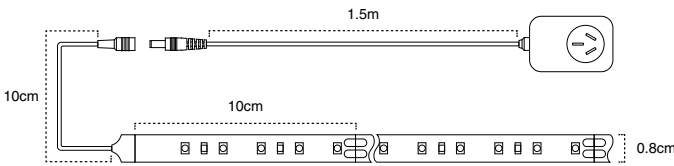


a. LED Strip
b. Power supply unit
c. 10cm joiners (x3)

* IP54 rating only on LED strip

AT9208/CW/KIT

LED Strip Kit – IP54 – 4.8W/m – CW



Wattage
24W



Efficiency
79lm/W



IP Rating
IP54*

Product specification

Voltage	24Vdc driver included
Power consumption	24W Max
Dimmable	No
Input	10cm flying lead
Length	5m
Cut length	10cm
Colour temperature	4000K
Lumens per meter	380lm/m
Beam angle	120°
Colour rendering index	>80
LEDs/m	60pc/m
IP Rating	IP54 (LED strip only)
Lifetime Rating	L70B50 >50000 hrs @40°C L90B50>50000 hrs @40°C
Electrical classification	Class III
Weatherproof material	UV stable silicone

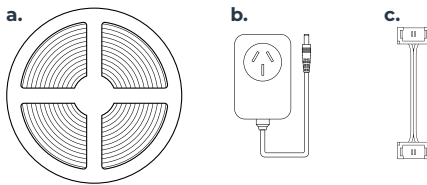
Power supply

Input	220-240V~50Hz
Output	24Vdc
Electrical classification	Class II

Product range

Code	Description
AT9208/CW/KIT/5M SKU: 11505	5m 4.8W/m 24V LED Strip Kit IP54 - 4000K - Cool White

Kit content



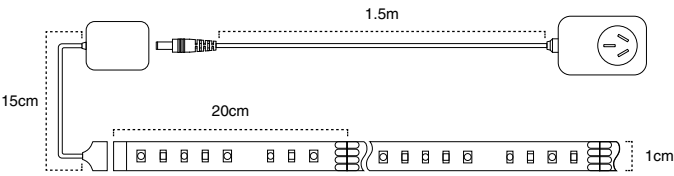
a. LED Strip
b. Power supply unit
c. 10cm joiners (x3)


* IP54 rating only on LED strip




AT9208/RGB/KIT

LED Strip Kit – IP54 – 4.8W/m – RGB





Wattage
up to **24W**



IP Rating
IP54*

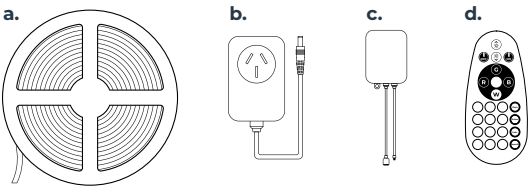
Product specification

Voltage	24Vdc driver included
Power consumption	24W Max
Dimmable	Yes (using provided remote control)
Input	15cm flying lead
Length	5m
Cut length	20cm
Colour temperature	RGB
Lumens per meter	148lm/m
Beam angle	120°
Colour rendering index	>80
LEDs/m	60pc/m
IP Rating	IP54
Lifetime Rating	>54,000hrs
Electrical classification	Class III
Weatherproof material	UV stable silicone
Power supply	
Input	220-240V~50Hz
Output	24Vdc 1A
Electrical classification	Class II

Product range

Code	Description
AT9208/RGB/KIT/5M SKU: 11506	5m 4.8W/m 24V LED Strip Kit IP54 RGB

Kit content



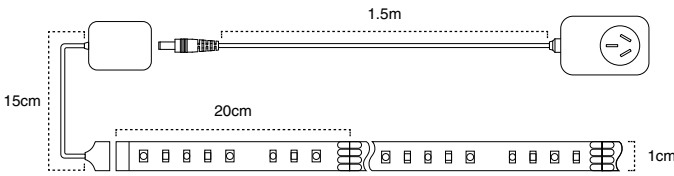
- a. 5m LED Strip
- b. Power supply unit
- c. PWM controller / IR receiver
- d. Remote controller


* IP54 rating only on LED strip

atom


AT9208/RGBWW/KIT

LED Strip Kit – IP54 – 4.8W/m – RGBWW





Wattage
up to **24W**



IP Rating
IP54*

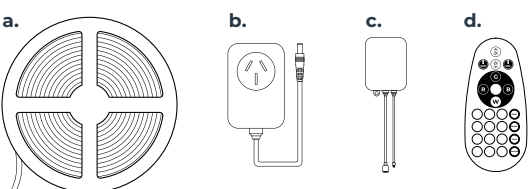
Product specification

Voltage	24Vdc driver included
Power consumption	24W Max
Dimmable	Yes (using provided remote control)
Input	15cm flying lead
Length	5m
Cut length	20cm
Colour temperature	RGB + 3000K
Lumens per meter	210lm/m
Beam angle	120°
Colour rendering index	>80
LEDs/m	60pc/m
IP Rating	IP54
Lifetime Rating	>54,000hrs
Electrical classification	Class III
Weatherproof material	UV stable silicone
Power supply	
Input	220-240V~50Hz
Output	24Vdc 1A
Electrical classification	Class II

Product range

Code	Description
AT9208/RGBWW/KIT/5M SKU: 11507	5m 4.8W/m 24V LED Strip Kit IP54 RGB+WW

Kit content



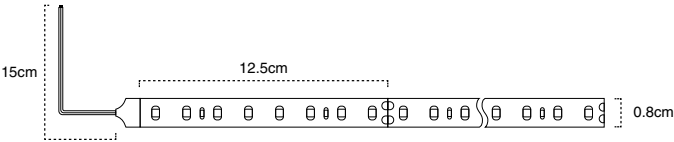
- a. 5m LED Strip
- b. Power supply unit
- c. PWM controller / IR receiver
- d. Remote controller

* IP54 rating only on LED strip



AT9251/IP20

LED Strip with cable – IP20 – 4.8W/m





Wattage
4.8W/m



Efficiency
up to 120lm/W



IP Rating
IP20

Product specification

Voltage	24Vdc
Power consumption	4.8W/m
Dimmable	Yes*
Input	15cm flying lead
Length	5m
Cut length	12.5cm
Colour temperature	5000K
Lumens per meter	580lm/m
Beam angle	120°
Colour rendering index	>90
LEDs/m	64pc/m
IP Rating	IP20
Lifetime Rating	L70B50 >60000 hrs @40°C L80B10 52000 hrs @40°C
Electrical classification	Class III

Product range

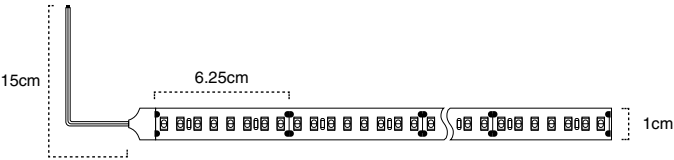
Code	Description
AT9251/DL/IP20/5M SKU: 16534	4.8W/m IP20 5m LED Strip with cable - 5000K - Daylight

For all compatible accessories and drivers see page 72

* Dimmable option compatible with most standard universal and trailing edge dimmers

AT9252/IP20

LED Strip with cable – IP20 – 9.6W/m





Wattage
9.6W/m



Efficiency
up to 122lm/W



IP Rating
IP20

Product specification

Voltage	24Vdc
Power consumption	9.6W/m
Dimmable	Yes*
Input	15cm flying lead
Length	5m
Cut length	6.25cm
Colour temperature	3000K, 4000K & 5000K
Lumens per meter	
AT9252/WW/IP20/5M	1120lm/m
AT9252/CW/IP20/5M AT9252/DL/IP20/5M	1180lm/m
Beam angle	120°
Colour rendering index	>90
LEDs/m	128pc/m
IP Rating	IP20
Lifetime Rating	L70B50 >60000 hrs @40°C L80B10 52000 hrs @40°C
Electrical classification	Class III

Product range

Code	Description
AT9252/WW/IP20/5M SKU: 16535	9.6W/m IP20 5m LED Strip with cable - 3000K - Warm White
AT9252/CW/IP20/5M SKU: 16536	9.6W/m IP20 5m LED Strip with cable - 4000K - Cool White
AT9252/DL/IP20/5M SKU: 16537	9.6W/m IP20 5m LED Strip with cable - 5000K - Daylight

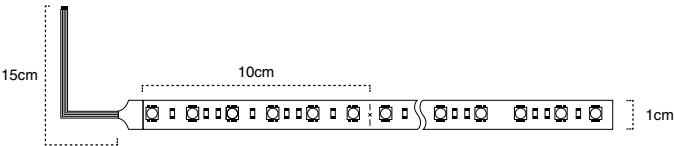
For all compatible accessories and drivers see page 72

* Dimmable option compatible with most standard universal and trailing edge dimmers




AT9253/IP20

RGB LED Strip with cable – IP20 – 14.4W/m





Wattage
14.4W/m



IP Rating
IP20

Product specification

Voltage	24Vdc
Power consumption	14.4W/m
Dimmable	Yes*
Input	15cm flying lead
Length	5m
Cut length	10cm
Colour temperature	RGB
Lumens per meter	340lm/m
Beam angle	120°
Colour rendering index	>90
LEDs/m	60pc/m
IP Rating	IP20
Lifetime Rating	L70B50 >48000 hrs @40°C
Electrical classification	Class III

Product range

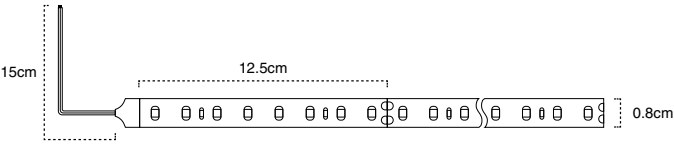
Code	Description
AT9253/RGB/IP20/5M SKU: 16538	14.4W/m RGB IP20 5m LED Strip with cable

For all compatible accessories and drivers see page 72

*Dimmable option compatible with most standard universal and trailing edge dimmers

AT9251/IP67

LED Strip with cable – IP67 – 4.8W/m





Wattage
4.8W/m



Efficiency
up to 114lm/W



IP Rating
IP67

Product specification

Voltage	24Vdc
Power consumption	4.8W/m
Dimmable	Yes*
Input	15cm flying lead
Length	5m
Cut length	12.5cm
Colour temperature	3000K, 4000K & 5000K
Lumens per meter	
AT9251/WW/IP67/5M	520lm/m
AT9251/CW/IP67/5M AT9251/DL/IP67/5M	550lm/m
Beam angle	120°
Colour rendering index	>90
LEDs/m	64pc/m
IP Rating	IP67
Lifetime Rating	L70B50 >60000 hrs @40°C L80B10 52000 hrs @40°C
Electrical classification	Class III

Product range

Code	Description
AT9251/WW/IP67/5M SKU: 16556	4.8W/m IP67 5m LED Strip with cable - 3000K - Warm White
AT9251/CW/IP67/5M SKU: 16557	4.8W/m IP67 5m LED Strip with cable - 4000K - Cool White
AT9251/DL/IP67/5M SKU: 16558	4.8W/m IP67 5m LED Strip with cable - 5000K - Daylight

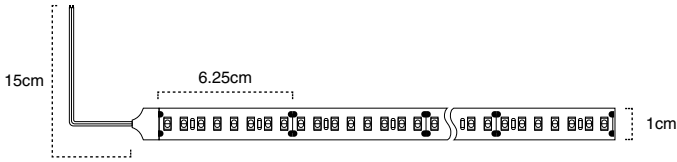
For all compatible accessories and drivers see page 72

*Dimmable option compatible with most standard universal and trailing edge dimmers



AT9252/IP67

LED Strip with cable – IP67 – 9.6W/m





Wattage
9.6W/m



Efficiency
up to 116lm/W



IP Rating
IP67

Product specification

Voltage	24Vdc
Power consumption	9.6W
Dimmable	Yes*
Input	15cm flying lead
Length	5m
Cut length	6.25cm
Colour temperature	3000K, 4000K & 5000K
Lumens per meter	
AT9252/WW/IP67/5M	1060lm/m
AT9252/CW/IP67/5M AT9252/DL/IP67/5M	1120lm/m
Beam angle	120°
Colour rendering index	>90
LEDs/m	128pc/m
IP Rating	IP67
Lifetime Rating	L70B50 >60000 hrs @40°C L80B10 52000 hrs @40°C
Electrical classification	Class III

Product range

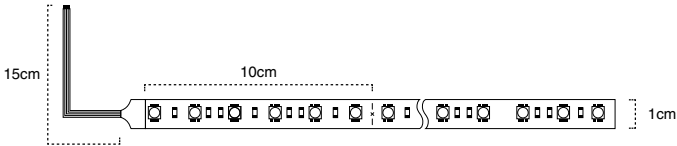
Code	Description
AT9252/WW/IP67/5M SKU: 16559	9.6W/m IP67 5m LED Strip with cable - 3000K - Warm White
AT9252/CW/IP67/5M SKU: 16560	9.6W/m IP67 5m LED Strip with cable - 4000K - Cool White
AT9252/DL/IP67/5M SKU: 16561	9.6W/m IP67 5m LED Strip with cable - 5000K - Daylight

For all compatible accessories and drivers see page 72

*Dimmable option compatible with most standard universal and trailing edge dimmers

AT9253/IP67

RGB LED Strip with cable – IP67 – 14.4W/m





Wattage
14.4W/m



IP Rating
IP67

Product specification



Voltage	24Vdc
Power consumption	14.4W/m
Dimmable	Yes*
Input	15cm flying lead
Length	5m
Cut length	10cm
Colour temperature	RGB
Lumens per meter	340lm/m
Beam angle	120°
Colour rendering index	>90
LEDs/m	60pc/m
IP Rating	IP67
Lifetime Rating	L70B50 >48000 hrs @40°C
Electrical classification	Class III

Product range

Code	Description
AT9253/RGB/IP67/5M SKU: 16562	14.4W/m RGB IP67 5m LED Strip with cable

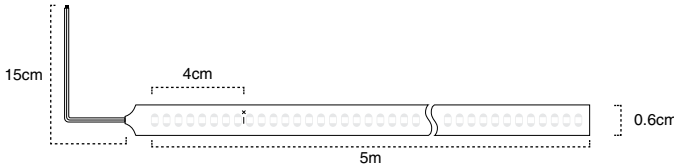
For all compatible accessories and drivers see page 72

*Dimmable option compatible with most standard universal and trailing edge dimmers



AT9256

Pureline LED Strip with cable – 7W/m – IP54





Wattage
7W/m



Efficiency
up to **90lm/W**



IP Rating
IP54

Product specification

Voltage	24Vdc
Power consumption	7W
Dimmable	Yes*
Input	15cm flying lead
Length	5m
Cut length	4cm
Colour temperature	3000K & 4000K
Lumens per meter	
AT9256/WW/5M	600lm/m
AT9256/CW/5M	630lm/m
Beam angle	140°
Colour rendering index	>90
LEDs/m	336pc/m
IP Rating	IP54
Lifetime Rating	L70B50 >54000 hrs @40°C L90B50>54000 hrs @40°C
Electrical classification	Class III

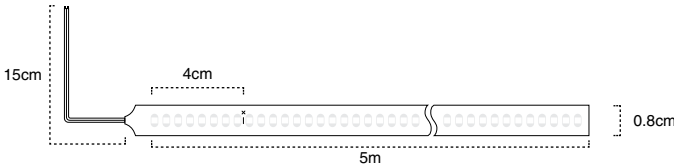
Product range

Code	Description
AT9256/WW/5M SKU: 16791	7W/m 5m Pureline LED Strip with cable- 3000K - Warm White - IP54
AT9256/CW/5M SKU: 16792	7W/m 5m Pureline LED Strip with cable - 4000K - Cool White - IP54

For all compatible accessories and drivers see page 72

AT9257

Pureline LED Strip with cable – 12W/m – IP54





Wattage
12W/m



Efficiency
up to **85lm/W**



IP Rating
IP54

Product specification

Voltage	24Vdc
Power consumption	12W
Dimmable	Yes*
Input	15cm flying lead
Length	5m
Cut length	4cm
Colour temperature	3000K & 4000K
Lumens per meter	
AT9257/WW/5M	970lm/m
AT9257/CW/5M	1020lm/m
Beam angle	140°
Colour rendering index	>90
LEDs/m	336pc/m
IP Rating	IP54
Lifetime Rating	L70B50 >54000 hrs @40°C L90B50>54000 hrs @40°C
Electrical classification	Class III

Product range

Code	Description
AT9257/WW/5M SKU: 16793	12W/m 5m Pureline LED Strip with cable - 3000K - Warm White - IP54
AT9257/CW/5M SKU: 16794	12W/m 5m Pureline LED Strip with cable - 4000K - Cool White - IP54

For all compatible accessories and drivers see page 72

* Dimmable option compatible with most standard universal and trailing edge dimmers

* Dimmable option compatible with most standard universal and trailing edge dimmers



Finish
■ Anodised aluminium

AT9220

Square Shallow Extrusion Kit

Product range	
Code	Description
AT9220/1M SKU: 16678	Square Shallow Extrusion Kit - 1M
AT9220/2M SKU: 16679	Square Shallow Extrusion Kit - 2M



Finish
■ Anodised aluminium

AT9232

Square Shallow Recessed Extrusion Kit

Product range	
Code	Description
AT9232/2M SKU: 16681	Square Shallow Recessed Extrusion Kit - 2M



Finish
■ Anodised aluminium

AT9227

Triangular Corner Extrusion Kit

Product range	
Code	Description
AT9227/2M SKU: 16685	Triangular Corner Extrusion Kit - 2M



Finish
■ Anodised aluminium

AT9234

Round Corner Extrusion Kit

Product range	
Code	Description
AT9234/2M SKU: 16683	Round Corner Recessed Extrusion Kit - 2M




Finish
■ Anodised aluminium

AT9228

Square Deep Recessed Extrusion Kit

Product range	
Code	Description
AT9228/2M SKU: 16682	Square Deep Recessed Extrusion Kit - 2M



Finish
■ Anodised aluminium

AT9235

Square Deep Extrusion Kit

Product range	
Code	Description
AT9235/2M SKU: 16684	Square Deep Extrusion Kit - 2M

CONTROLLERS



AT9260/RGB
SKU: 16647
RGB RF Controller for LED strip
*Suitable for **RGB & RGBWW strips***

AMPLIFIERS



AT9261/RGB
SKU: 16648
4-Chanel Amplifier/Repeater
*Suitable for **RGB & RGBWW strips***

CONNECTORS



AT9252/L/IP20
SKU: 16578
IP20 Connectors - Corners - Bag of 10
*Suitable for **AT9252 IP20***



AT9252/T/IP20
SKU: 16579
IP20 Connectors - T-joiner - Bag of 10
*Suitable for **AT9252 IP20***



AT9252/WIRE/IP20
SKU: 16585
IP20 Connectors - Lead-in wire - Bag of 10
*Suitable for **AT9252 IP20***



AT9252/QC
SKU: 16750
IP20 Connectors - End to End Quick Connect- Bag of 10
*Suitable for **AT9252 IP20***



AT9252/QCW
SKU: 16753
IP20 Connectors - Wire to End Quick Connect- Bag of 10
*Suitable for **AT9252 IP20***





atom

Lamps

With more than 130 individual lamps, the Atom LED range offers a safer, cost effective alternative to halogen, incandescent and fluorescent lighting. With dimmable, outdoor and ambient options, Atom has you covered.

CONTENTS

A60 Lamps	77-81
Special A60 Lamps	82
Candle Lamps	83
Fancy Round Lamps	84
MR16 & GU10 Lamps	85-88
Stick Lamps	89-91
Reflector Lamps	92-93
PAR38 Lamps	94-95
Decorative Lamps	96-99
Capsule Lamps	100-101
Pilot Lamps	101

Featured products

AT9479/UV
A60 Lamp
Page 82



AT9479/INSECT
A60 Lamp
Page 82



AT9477
Filament Lamp
Page 98

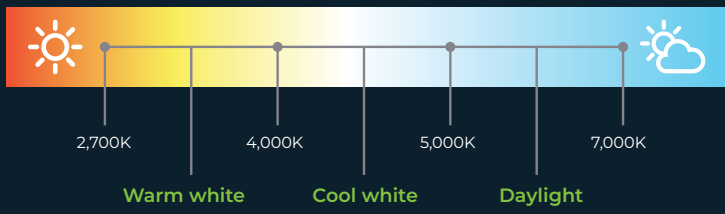


Choosing the right lamp

Shape / Size



Colour temperature



Brightness

Traditional Incandescent (W)	Equivalent in Halogen (W)	Equivalent in CFL (W)	Equivalent in LED (W)	Approximate Brightness (lm)	Frequent Applications (By room or type)
100	70	24	15	1400	Large rooms
75	52	20	12	1000	Medium rooms
60	42	15	8	700	Small rooms
40	28	12	6	400	Floor lamps
25	18	7	4	200	Desk lamps


Base / Cap



AT9483/TRI

9W A60 LED Lamp Non-Dimmable. Frosted Tri-Colour

Product specification

Voltage	220-240V~50Hz		
Power consumption	9W		
Light colour options	Tri-Colour 		
Colour temperature	3000K	4000K	6500K
Lumen output	800lm	900lm	850lm
Lamp shape	A60		
Dimmable	No		
Beam angle	180°		
Colour rendering index	>80		
Lifetime	15,000 hours		

Product range

Code	Description
AT9483/BC/TRI SKU: 13393	9W A60 LED Lamp B22 Tri-Colour Non-Dimmable Frosted
AT9483/ES/TRI SKU: 13394	9W A60 LED Lamp E27 Tri-Colour Non-Dimmable Frosted

AT9484/TRI

10W A60 LED Lamp Non-Dimmable. Frosted - Tri-Colour

Product specification

Voltage	220-240V~50Hz		
Power consumption	10W		
Light colour options	Tri-Colour 		
Colour temperature	3000K	4000K	6500K
Lumen output	900lm	1000lm	950lm
Lamp shape	A60		
Dimmable	No		
Beam angle	180°		
Colour rendering index	>80		
Lifetime	15,000 hours		

Product range


Code	Description
AT9484/BC/TRI SKU: 13395	10W A60 LED Lamp B22 Tri-Colour Non-Dimmable Frosted
AT9484/ES/TRI SKU: 13396	10W A60 LED Lamp E27 Tri-Colour Non-Dimmable Frosted



AT9460

10W A60 LED Lamp Dimmable Frosted - Tri-Colour

Product specification

Voltage	220-240V~50Hz		
Power consumption	10W		
Light colour options	Tri-Colour 		
Colour temperature	3000K	4000K	6500K
Lumen output	900lm	1000lm	950lm
Lamp shape	A60		
Dimmable	Yes		
Beam angle	180°		
Colour rendering index	>80		
Lifetime	15,000 hours		

Product range

Code	Description
AT9460/BC/TRI SKU: 13430	10W A60 LED Lamp B22 Tri-Colour Dimmable Frosted
AT9460/ES/TRI SKU: 13431	10W A60 LED Lamp E27 Tri-Colour Dimmable Frosted



AT9403

6W A60 LED Lamp Non-Dimmable. Frosted

Product specification

Voltage	220-240V~50Hz	
Power consumption	6W	
Light colour options	Warm white & Cool white	
Colour temperature	3000K	4000K
Lumen output	500lm	520lm
Lamp shape	A60	
Dimmable	No	
Beam angle	300°	
Colour rendering index	>80	
Lifetime	15,000 hours	

Product range

Code	Description
AT9403/ES/WW SKU: 12473	6W A60 LED Lamp E27 WW Non-Dimmable Frosted
AT9403/ES/CW SKU: 12474	6W A60 LED Lamp E27 CW Non-Dimmable Frosted
AT9403/BC/WW SKU: 12475	6W A60 LED Lamp B22 WW Non-Dimmable Frosted
AT9403/BC/CW SKU: 12476	6W A60 LED Lamp B22 CW Non-Dimmable Frosted



AT9420

8W A60 LED Lamp Non-Dimmable. Frosted

Product specification

Voltage	220-240V~50Hz	
Power consumption	8W	
Light colour options	Warm white & Cool white	
Colour temperature	3000K	4000K
Lumen output	806lm	840lm
Lamp shape	A60	
Dimmable	No	
Beam angle	300°	
Colour rendering index	>80	
Lifetime	15,000 hours	

Product range

Code	Description
AT9420/ES/WW SKU: 12478	8W A60 LED Lamp E27 WW Non-Dimmable Frosted
AT9420/ES/CW SKU: 12479	8W A60 LED Lamp E27 CW Non-Dimmable Frosted
AT9420/BC/WW SKU: 12480	8W A60 LED Lamp B22 WW Non-Dimmable Frosted
AT9420/BC/CW SKU: 12481	8W A60 LED Lamp B22 CW Non-Dimmable Frosted



AT9426

11W A60 LED Lamp Non-Dimmable. Frosted

Product specification

Voltage	220-240V~50Hz	
Power consumption	11W	
Light colour options	Warm white & Cool white	
Colour temperature	3000K	4000K
Lumen output	1060lm	1100lm
Lamp shape	A60	
Dimmable	No	
Beam angle	300°	
Colour rendering index	>80	
Lifetime	15,000 hours	

Product range

Code	Description
AT9426/ES/WW SKU: 12483	11W A60 LED Lamp E27 WW Non-Dimmable Frosted
AT9426/ES/CW SKU: 12484	11W A60 LED Lamp E27 CW Non-Dimmable Frosted
AT9426/BC/WW SKU: 12485	11W A60 LED Lamp B22 WW Non-Dimmable Frosted
AT9426/BC/CW SKU: 12486	11W A60 LED Lamp B22 CW Non-Dimmable Frosted

AT9429

14W A60 LED Lamp Non-Dimmable. Frosted

Product specification

Voltage	220-240V~50Hz	
Power consumption	14W	
Light colour options	Warm white & Cool white	
Colour temperature	3000K	4000K
Lumen output	1521lm	1600lm
Lamp shape	A60	
Dimmable	No	
Beam angle	300°	
Colour rendering index	>80	
Lifetime	15,000 hours	

Product range

Code	Description
AT9429/ES/WW SKU: 12488	14W A60 LED Lamp E27 WW Non-Dimmable Frosted
AT9429/ES/CW SKU: 12489	14W A60 LED Lamp E27 CW Non-Dimmable Frosted
AT9429/BC/WW SKU: 12490	14W A60 LED Lamp B22 WW Non-Dimmable Frosted
AT9429/BC/CW SKU: 12491	14W A60 LED Lamp B22 CW Non-Dimmable Frosted



AT9424

9W A60 LED Lamp Dimmable Frosted

Product specification

Voltage	220-240V~50Hz		
Power consumption	9W		
Light colour options	Warm white, Cool white & Daylight		
Colour temperature	3000K	4000K	5700K
Lumen output	806lm	806lm	806lm
Lamp shape	A60		
Dimmable	Yes		
Beam angle	200°		
Colour rendering index	>80		
Lifetime	15,000 hours		

Product range

Code	Description
AT9424/ES/WW SKU: 18666	9W A60 LED Lamp E27 WW Dimmable Frosted
AT9424/ES/CW SKU: 18667	9W A60 LED Lamp E27 CW Dimmable Frosted
AT9424/ES/DL SKU: 18668	9W A60 LED Lamp E27 DL Dimmable Frosted
AT9424/BC/WW SKU: 18669	9W A60 LED Lamp B22 WW Dimmable Frosted
AT9424/BC/CW SKU: 18670	9W A60 LED Lamp B22 CW Dimmable Frosted
AT9424/BC/DL SKU: 18671	9W A60 LED Lamp B22 DL Dimmable Frosted

AT9473

13W A60 LED Lamp Dimmable Frosted

Product specification

Voltage	220-240V~50Hz	
Power consumption	13W	
Light colour options	Warm white & Cool white	
Colour temperature	3000K	4000K
Lumen output	1521lm	1521lm
Lamp shape	A60	
Dimmable	Yes	
Beam angle	300°	
Colour rendering index	>80	
Lifetime	15,000 hours	

Product range

Code	Description
AT9473/ES/WW SKU: 18672	13W A60 LED Lamp E27 WW Dimmable Frosted
AT9473/ES/CW SKU: 18673	13W A60 LED Lamp E27 CW Dimmable Frosted
AT9473/BC/WW SKU: 18674	13W A60 LED Lamp B22 WW Dimmable Frosted
AT9473/BC/CW SKU: 18675	13W A60 LED Lamp B22 WW Dimmable Frosted



AT9479/UV

12W A60 UV Blacklight LED Lamp Non-Dimmable

Product specification	
Voltage	220-240V~50Hz
Power consumption	12W
Wavelength	380nm
Colour temperature	100,000K
Lamp shape	A60
Dimmable	No
Beam angle	300°
Colour rendering index	>80
Lifetime	15,000 hours

Product range	
Code	Description
AT9479/ES/UV SKU: 18952	12W A60 UV Blacklight LED Lamp E27 Non-Dimmable
AT9479/BC/UV SKU: 18953	12W A60 UV Blacklight LED Lamp B22 Non-Dimmable



AT9479/INSECT

12W A60 Anti-Insect Yellow LED Lamp Non-Dimmable

Product specification	
Voltage	220-240V~50Hz
Power consumption	12W
Colour temperature	2200K
Lamp shape	A60
Dimmable	No
Beam angle	270°
Colour rendering index	>80
Lifetime	15,000 hours

Product range	
Code	Description
AT9479/ES/INSECT SKU: 18954	12W A60 Anti-Insect Yellow LED Lamp E27 Non-Dimmable
AT9479/BC/INSECT SKU: 18955	12W A60 Anti-Insect Yellow LED Lamp B22 Non-Dimmable



AT9421

5W Candle LED Lamp Dimmable

Product specification		
Voltage	220-240V~50Hz	
Power consumption	5W	
Light colour options	Warm white & Cool white	
Colour temperature	3000K	4000K
Lumen output	510lm	520lm
Lamp shape	C35	
Dimmable	Yes	
Beam angle	270°	
Colour rendering index	>80	
Lifetime	15,000 hours	

Product range	
Code	Description
AT9421/SES/WW SKU: 18606	5W Candle LED Lamp E14 WW Dimmable
AT9421/SES/CW SKU: 18607	5W Candle LED Lamp E14 CW Dimmable
AT9421/ES/WW SKU: 18608	5W Candle LED Lamp E27 WW Dimmable
AT9421/ES/CW SKU: 18609	5W Candle LED Lamp E27 CW Dimmable
AT9421/BC/WW SKU: 18610	5W Candle LED Lamp BC WW Dimmable
AT9421/BC/CW SKU: 18611	5W Candle LED Lamp BC CW Dimmable
AT9421/SBC/WW SKU: 18612	5W Candle LED Lamp SBC WW Dimmable
AT9421/SBC/CW SKU: 18613	5W Candle LED Lamp SBC CW Dimmable



AT9422

5W Fancy Round LED Lamp Dimmable

Product specification

Voltage		220-240V~50Hz	
Power consumption		5W	
Light colour options		Warm white & Cool white	
Colour temperature		3000K	4000K
Lumen output	AT9422/SES	470lm	500lm
	AT9422/ES	530lm	530lm
	AT9422/BC	530lm	530lm
	AT9422/SBC	530lm	530lm
Lamp shape		G45	
Dimmable		Yes	
Beam angle		220°	
Colour rendering index		>80	
Lifetime		15,000 hours	

Product range

Code	Description
AT9422/SES/WW SKU: 18615	5W Fancy Round LED Lamp E14 WW - Dimmable
AT9422/SES/CW SKU: 18616	5W Fancy Round LED Lamp E14 CW - Dimmable
AT9422/ES/WW SKU: 18617	5W Fancy Round LED Lamp E27 WW - Dimmable
AT9422/ES/CW SKU: 18618	5W Fancy Round LED Lamp E27 CW - Dimmable
AT9422/BC/WW SKU: 18619	5W Fancy Round LED Lamp B22 WW - Dimmable
AT9422/BC/CW SKU: 18620	5W Fancy Round LED Lamp B22 CW - Dimmable
AT9422/SBC/WW SKU: 18621	5W Fancy Round LED Lamp B15 WW - Dimmable
AT9422/SBC/CW SKU: 18622	5W Fancy Round LED Lamp B15 CW - Dimmable



AT9498

6W MR16 LED Lamp Non-Dimmable - Tri-Colour

Product specification

Voltage	12Vdc		
Power consumption	6W		
Light colour options	Tri-Colour		
Colour temperature	3000K	4000K	6500K
Lumen output	430lm	500lm	460lm
Lamp shape	MR16		
Dimmable	No		
Beam angle	60°		
Colour rendering index	>80		
Lifetime	15,000 hours		

Product range

Code	Description
AT9498/60/TRI SKU: 13402	6W MR16 12V LED Lamp Tri-Colour Non-Dimmable 60°



AT9493

6W GU10 LED Lamp Non-Dimmable - Tri-Colour

Product specification

Voltage	220-240V~50Hz		
Power consumption	6W		
Light colour options	Tri-Colour		
Colour temperature	3000K	4000K	6500K
Lumen output	430lm	500lm	460lm
Lamp shape	GU10		
Dimmable	No		
Beam angle	60°		
Colour rendering index	>80		
Lifetime	15,000 hours		

Product range

Code	Description
AT9493/60/TRI SKU: 13401	6W GU10 LED Lamp Tri-Colour Non-Dimmable 60°



AT9455

6W GU10 LED Lamp Non-Dimmable

Product specification

Voltage	220-240V~50Hz
Power consumption	6W
Light colour options	Warm white, Cool white & Daylight
Colour temperature	3000K,4000K & 5700K
Lumen output	500lm
Lamp shape	GU10
Dimmable	No
Beam angle	36° & 60°
Colour rendering index	>80
Lifetime	15,000 hours

Product range

Code	Description
AT9455/36/WW SKU: 18638	6W GU10 LED Lamp 36° WW Non-Dimmable
AT9455/36/CW SKU: 18639	6W GU10 LED Lamp 36° CW Non-Dimmable
AT9455/36/DL SKU: 18640	6W GU10 LED Lamp 36° DL Non-Dimmable
AT9455/60/WW SKU: 18641	6W GU10 LED Lamp 60° WW Non-Dimmable
AT9455/60/CW SKU: 18642	6W GU10 LED Lamp 60° CW Non-Dimmable
AT9455/60/DL SKU: 18643	6W GU10 LED Lamp 60° DL Non-Dimmable

AT9456

7W GU10 LED Lamp Dimmable

Product specification

Voltage	220-240V~50Hz
Power consumption	7W
Light colour options	Warm white, Cool white & Daylight
Colour temperature	3000K,4000K & 5700K
Lumen output	700lm
Lamp shape	GU10
Dimmable	Yes
Beam angle	36° and 60°
Colour rendering index	>80
Lifetime	15,000 hours

Product range

Code	Description
AT9456/36/WW SKU: 18644	7W GU10 LED Lamp 36° WW Dimmable
AT9456/36/CW SKU: 18645	7W GU10 LED Lamp 36° CW Dimmable
AT9456/36/DL SKU: 18646	7W GU10 LED Lamp 36° DL Dimmable
AT9456/60/WW SKU: 18647	7W GU10 LED Lamp 60° WW Dimmable
AT9456/60/CW SKU: 18648	7W GU10 LED Lamp 60° CW Dimmable
AT9456/60/DL SKU: 18649	7W GU10 LED Lamp 60° DL Dimmable



AT9452

3W MR16 LED Lamp Non-Dimmable

Product specification

Voltage	12Vdc
Power consumption	3W
Light colour options	Warm white, Cool white & Daylight
Colour temperature	3000K,4000K & 5700K
Lumen output	300lm
Lamp shape	MR16
Dimmable	No
Beam angle	36°
Colour rendering index	>80
Lifetime	15,000 hours

Product range

Code	Description
AT9452/36/WW SKU: 18628	3W MR16 LED Lamp 36° WW Non-Dimmable
AT9452/36/CW SKU: 18629	3W MR16 LED Lamp 36° CW Non-Dimmable
AT9452/ES/DL SKU: 18630	3W MR16 LED Lamp 36° DL Non-Dimmable

AT9453

6W MR16 LED Lamp Non-Dimmable

Product specification

Voltage	12Vdc
Power consumption	6W
Light colour options	Warm white, Cool white & Daylight
Colour temperature	3000K,4000K & 5700K
Lumen output	500lm
Lamp shape	MR16
Dimmable	No
Beam angle	36° and 60°
Colour rendering index	>80
Lifetime	15,000 hours

Product range

Code	Description
AT9453/36/WW SKU: 18631	6W MR16 LED Lamp 36° WW Non-Dimmable
AT9453/36/CW SKU: 18632	6W MR16 LED Lamp 36° CW Non-Dimmable
AT9453/36/DL SKU: 18633	6W MR16 LED Lamp 36° DL Non-Dimmable
AT9453/60/WW SKU: 18634	6W MR16 LED Lamp 60° WW Non-Dimmable
AT9453/60/CW SKU: 18635	6W MR16 LED Lamp 60° CW Non-Dimmable
AT9453/60/DL SKU: 18636	6W MR16 LED Lamp 60° DL Non-Dimmable



AT9454

8W MR16 LED Lamp Dimmable

Product specification

Voltage	12Vdc		
Power consumption	8W		
Light colour options	Warm white, Cool white & Daylight		
Colour temperature	3000K	4000K	5700K
Lumen output	700lm	700lm	780lm
Lamp shape	MR16		
Dimmable	Yes		
Beam angle	36°		
Colour rendering index	>80		
Lifetime	15,000 hours		

Product range

Code	Description
AT9454/36/WW SKU: 18963	8W MR16 LED Lamp 36° WW Dimmable
AT9454/36/CW SKU: 18964	8W MR16 LED Lamp 36° CW Dimmable
AT9454/36/DL SKU: 18965	8W MR16 LED Lamp 36° DL Dimmable



AT9488

7W LED Stick Lamp Non-Dimmable Frosted - Tri-Colour

Product specification

Voltage	220-240V~50Hz		
Power consumption	7W		
Light colour options	Tri-Colour TRI		
Colour temperature	3000K	4000K	6500K
Lumen output	AT9488/BC/TRI	600lm	680lm
	AT9488/ES/TRI	600lm	650lm
Lamp shape	T38		
Dimmable	No		
Beam angle	220°		
Colour rendering index	>80		
Lifetime	15,000 hours		

Product range

Code	Description
AT9488/BC/TRI SKU: 13397	7W T38 LED Lamp B22 Tri-Colour Non-Dimmable Frosted
AT9488/ES/TRI SKU: 13398	7W T38 LED Lamp E27 Tri-Colour Non-Dimmable Frosted



AT9489/TRI

9W LED Stick Lamp Non-Dimmable Frosted - Tri-Colour

Product specification

Voltage	220-240V~50Hz		
Power consumption	9W		
Light colour options	Tri-Colour TRI		
Colour temperature	3000K	4000K	6500K
Lumen output	700lm	800lm	750lm
Lamp shape	T38		
Dimmable	No		
Beam angle	220°		
Colour rendering index	>80		
Lifetime	15,000 hours		

Product range


Code	Description
AT9489/BC/TRI SKU: 13399	9W T38 LED Lamp B22 Tri-Colour Non-Dimmable Frosted
AT9489/ES/TRI SKU: 13400	9W T38 LED Lamp E27 Tri-Colour Non-Dimmable Frosted



AT9464

9W LED Stick Lamp Dimmable Frosted - Tri-Colour

Product specification

Voltage	220-240V~50Hz		
Power consumption	9W		
Light colour options	Tri-Colour 		
Colour temperature	3000K	4000K	5700K
Lumen output	700lm	800lm	750lm
Lamp shape	T38		
Dimmable	Yes		
Beam angle	220°		
Colour rendering index	>80		
Lifetime	15,000 hours		

Product range

Code	Description
AT9464/BC/TRI SKU: 13432	9W T38 LED Lamp B22 Tri-Colour Dimmable Frosted
AT9464/ES/TRI SKU: 13433	9W T38 LED Lamp E27 Tri-Colour Dimmable Frosted



AT9441

7W T38 LED Stick Lamp Non-Dimmable Frosted

Product specification

Voltage	220-240V~50Hz		
Power consumption	7W		
Light colour options	Warm white, Cool white & Daylight		
Colour temperature	3000K,4000K & 5700K		
Lumen output	806lm		
Lamp shape	T38		
Dimmable	No		
Beam angle	240°		
Colour rendering index	>80		
Lifetime	15,000 hours		

Product range

Code	Description
AT9441/BC/WW SKU: 13371	7W T38 LED Stick Lamp B22 WW Non-Dimmable - Frosted
AT9441/BC/CW SKU: 13372	7W T38 LED Stick Lamp B22 CW Non-Dimmable - Frosted
AT9441/BC/DL SKU: 13373	7W T38 LED Stick Lamp B22 DL Non-Dimmable - Frosted
AT9441/ES/WW SKU: 13374	7W T38 LED Stick Lamp E27 WW Non-Dimmable - Frosted
AT9441/ES/CW SKU: 13375	7W T38 LED Stick Lamp E27 CW Non-Dimmable - Frosted
AT9441/ES/DL SKU: 13376	7W T38 LED Stick Lamp E27 DL Non-Dimmable - Frosted

AT9431

7W T38 LED Stick Lamp Dimmable Frosted

Product specification

Voltage	220-240V~50Hz		
Power consumption	9W		
Light colour options	Warm white, Cool white & Daylight		
Colour temperature	3000K	4000K	5000K
Lumen output	800lm	840lm	840lm
Lamp shape	T38		
Dimmable	Yes		
Beam angle	240°		
Colour rendering index	80		
Lifetime	15,000 hours		

Product range

Code	Description
AT9431/BC/WW SKU: 18735	7W T38 LED Stick Lamp B22 WW Dimmable - Frosted
AT9431/BC/CW SKU: 18736	7W T38 LED Stick Lamp B22 CW Dimmable - Frosted
AT9431/BC/DL SKU: 18737	7W T38 LED Stick Lamp B22 DL Dimmable - Frosted
AT9431/ES/WW SKU: 18738	7W T38 LED Stick Lamp E27 WW Dimmable - Frosted
AT9431/ES/CW SKU: 18739	7W T38 LED Stick Lamp E27 CW Dimmable - Frosted
AT9431/ES/DL SKU: 18740	7W T38 LED Stick Lamp E27 DL Dimmable - Frosted



AT9706

5W R50 LED Reflector Lamp Non-Dimmable

Product specification

Voltage	220-240V~50Hz	
Power consumption	5W	
Light colour options	Warm white & Cool White	
Colour temperature	3000K	4000K
Lumen output	450lm	470lm
Lamp shape	R50	
Dimmable	No	
Beam angle	110°	
Colour rendering index	>80	
Lifetime	15,000 hours	

Product range

Code	Description
AT9706/ES/WW SKU: 18702	5W R50 LED Reflector Lamp E14 WW Non-Dimmable
AT9706/ES/CW SKU: 18703	5W R50 LED Reflector Lamp E14 CW Non-Dimmable



AT9708

10W R80 LED Reflector Lamp Non-Dimmable

Product specification

Voltage	220-240V~50Hz	
Power consumption	10W	
Light colour options	Warm white, Cool White & Daylight	
Colour temperature	3000K, 4000K & 5700K	
Lumen output	800lm	
Lamp shape	R80	
Dimmable	No	
Beam angle	110°	
Colour rendering index	>80	
Lifetime	15,000 hours	

Product range

Code	Description
AT9708/ES/WW SKU: 18706	10W R80 LED Reflector Lamp E27 WW Non-Dimmable
AT9708/ES/CW SKU: 18707	10W R80 LED Reflector Lamp E27 CW Non-Dimmable
AT9708/ES/DL SKU: 18708	10W R80 LED Reflector Lamp E27 DL Non-Dimmable



AT9707

8W R63 LED Reflector Lamp Non-Dimmable

Product specification

Voltage	220-240V~50Hz	
Power consumption	8W	
Light colour options	Warm white & Cool White	
Colour temperature	3000K	4000K
Lumen output	630lm	740lm
Lamp shape	R63	
Dimmable	No	
Beam angle	110°	
Colour rendering index	>80	
Lifetime	15,000 hours	

Product range

Code	Description
AT9707/E27/WW SKU: 18704	8W R63 LED Reflector Lamp E27 WW Non-Dimmable
AT9707/E27/CW SKU: 18705	8W R63 LED Reflector Lamp E27 CW Non-Dimmable



AT9709

R125 Infrared Heat Lamp Dimmable

Product specification

Voltage	220-240V~50Hz	
Power consumption	275W and 375W	
Lamp shape	R125	
Dimmable	Yes	
Beam angle	270°	
Colour rendering index	>80	
Lifetime	5,000 hours	

Product range

Code	Description
AT9709/ES/HEAT/275 SKU: 18716	275W R125 Infrared Heat Lamp E27 Dimmable
AT9709/ES/HEAT/375 SKU: 18717	375W R125 Infrared Heat Lamp E27 Dimmable



AT9425

15W PAR38 LED Lamp E27 Non-Dimmable

Product specification

Voltage	220-240V~50Hz		
Power consumption	15W		
Light colour options	Warm white, Cool white & Daylight		
Colour temperature	3000K	4000K	5000K
Lumen output	1400lm	1450lm	1500lm
Lamp shape	PAR38		
Dimmable	No		
Beam angle	40°		
Colour rendering index	>80		
Lifetime	15,000 hours		

Product range

Code	Description
AT9425/ES/WW SKU: 18709	15W PAR38 LED Lamp E27 WW Non-Dimmable
AT9425/ES/CW SKU: 18710	15W PAR38 LED Lamp E27 CW Non-Dimmable
AT9425/ES/DL SKU: 18711	15W PAR38 LED Lamp E27 DL Non-Dimmable



AT9425

Coloured 15W PAR38 LED Lamp E27 Non-Dimmable

Product specification

Voltage	220-240V~50Hz			
Power consumption	15W			
Light colour options	Red	Green	Blue	Yellow
Colour temperature	1000K	8000K	100000K	1800K
Lumen output	400lm	500lm	180lm	1000lm
Lamp shape	PAR38			
Dimmable	No			
Beam angle	40°			
Colour rendering index	>80			
Lifetime	15,000 hours			

Product range

Code	Description
AT9425/ES/RED SKU: 18712	15W PAR38 LED Lamp E27 Red Non-Dimmable - 400lm
AT9425/ES/GREEN SKU: 18713	15W PAR38 LED Lamp E27 Green Non-Dimmable - 500lm
AT9425/ES/BLUE SKU: 18714	15W PAR38 LED Lamp E27 Blue Non-Dimmable - 180lm
AT9425/ES/YELLOW SKU: 18715	15W PAR38 LED Lamp E27 Yellow Non-Dimmable - 1000lm



AT9476

5W A60 LED Filament Lamp Dimmable Clear

Product specification

Voltage	220-240V~50Hz
Power consumption	5W
Light colour options	Warm white
Colour temperature	2700K
Lumen output	470lm
Lamp shape	A60
Dimmable	Yes
Beam angle	270°
Colour rendering index	>80
Lifetime	15,000 hours

Product range

Code	Description
AT9476/BC/WW/C SKU: 18935	5W A60 LED Filament Lamp B22 WW Dimmable Clear
AT9476/ES/WW/C SKU: 18936	5W A60 LED Filament Lamp E27 WW Dimmable Clear

AT9474

7W A60 LED Filament Lamp Dimmable Clear

Product specification

Voltage	220-240V~50Hz
Power consumption	7W
Light colour options	Warm white
Colour temperature	2700K
Lumen output	806lm
Lamp shape	A60
Dimmable	Yes
Beam angle	270°
Colour rendering index	>80
Lifetime	15,000 hours

Product range

Code	Description
AT9474/ES/WW/C SKU: 18938	7W A60 LED Filament Lamp E27 WW Dimmable Clear



AT9471

5W Candle LED Filament Lamp Dimmable

Product specification

Voltage		220-240V~50Hz
Power consumption		5W
Light colour options		Warm white
Colour temperature		2700K
Lumen output	CLEAR	470lm
	AMBER	430lm
Lamp shape		C35
Dimmable		Yes
Beam angle		270°
Colour rendering index		>80
Lifetime		15,000 hours

Product range

Code	Description
AT9471/SBC/WW/C SKU: 18939	5W Candle LED Filament Lamp B15 WW Dimmable Clear
AT9471/SES/WW/C SKU: 18940	5W Candle LED Filament Lamp E14 WW Dimmable Clear
AT9471/SES/WW/GC SKU: 18941	5W Candle LED Filament Lamp E14 WW Dimmable Amber
AT9471/BC/WW/C SKU: 18942	5W Candle LED Filament Lamp B22 WW Dimmable Clear
AT9471/ES/WW/C SKU: 18943	5W Candle LED Filament Lamp E27 WW Dimmable Clear



AT9478

7W G125 LED Filament Lamp Dimmable

Product specification

Voltage	220-240V~50Hz	
Power consumption	7W	
Light colour options	Warm white	
Colour temperature	2700K	
Lumen output	CLEAR	806lm
	AMBER	730lm
Lamp shape	G125	
Dimmable	Yes	
Beam angle	270°	
Colour rendering index	>80	
Lifetime	15,000 hours	

Product range

Code	Description
AT9478/ES/WW/C SKU: 18944	7W G125 LED Filament Lamp E27 WW Dimmable Clear
AT9478/ES/WW/GC SKU: 18945	7W G125 LED Filament Lamp E27 WW Dimmable Amber

AT9477

7W G95 LED Filament Lamp Dimmable

Product specification

Voltage	220-240V~50Hz	
Power consumption	7W	
Light colour options	Warm white	
Colour temperature	2700K	
Lumen output	CLEAR	806lm
	AMBER	730lm
Lamp shape	G95	
Dimmable	Yes	
Beam angle	270°	
Colour rendering index	>80	
Lifetime	15,000 hours	

Product range

Code	Description
AT9477/ES/WW/C SKU: 18946	7W G95 LED Filament Lamp E27 WW Dimmable Clear
AT9477/ES/WW/GC SKU: 18947	7W G95 LED Filament Lamp E27 WW Dimmable Amber



AT9480

5W ST64 LED Filament Lamp Dimmable

Product specification

Voltage	220-240V~50Hz	
Power consumption	5W	
Light colour options	Warm white	
Colour temperature	2700K	
Lumen output	CLEAR	470lm
	AMBER	430lm
Lamp shape	ST64	
Dimmable	Yes	
Beam angle	270°	
Colour rendering index	>80	
Lifetime	15,000 hours	

Product range

Code	Description
AT9480/ES/WW/C SKU: 18948	5W ST64 LED Filament Lamp E27 WW Dimmable Clear
AT9480/ES/WW/GC SKU: 18949	5W ST64 LED Filament Lamp E27 WW Dimmable Amber
AT9480/BC/WW/C SKU: 18950	5W ST64 LED Filament Lamp B22 WW Dimmable Clear
AT9480/BC/WW/GC SKU: 18951	5W ST64 LED Filament Lamp B22 WW Dimmable Amber



AT9469

1.5W G4 LED Capsule Lamp Non Dimmable

Product specification

Voltage	12V
Power consumption	1.5W
Light colour options	Warm white & Cool white
Colour temperature	3000K & 4000K
Lumen output	170lm
Lamp shape	G4
Dimmable	No
Beam angle	270°
Colour rendering index	>80
Lifetime	15,000 hours

Product range

Code	Description
AT9469/G4/WW SKU: 18725	1.5W G4 LED Capsule Lamp WW Non-Dimmable Twin-pack
AT9469/G4/CW SKU: 18726	1.5W G4 LED Capsule Lamp CW Non-Dimmable Twin-pack



AT9472

3W G9 LED Capsule Lamp Non Dimmable

Product specification

Voltage	220-240V~50Hz
Power consumption	3W
Light colour options	Cool white
Colour temperature	4000K
Lumen output	300lm
Lamp shape	G9
Dimmable	No
Beam angle	360°
Colour rendering index	80
Lifetime	15,000 hours

Product range

Code	Description
AT9472/G9/CW SKU: 18730	3W G9 LED Capsule Lamp CW Non-Dimmable Twin-pack

AT9470

2.5W G4 LED Capsule Lamp Non Dimmable

Product specification

Voltage	12V
Power consumption	2.5W
Light colour options	Warm white & Cool white
Colour temperature	3000K & 4000K
Lumen output	220lm
Lamp shape	G4
Dimmable	No
Beam angle	270°
Colour rendering index	>80
Lifetime	15,000 hours

Product range

Code	Description
AT9470/G4/WW SKU: 18727	2.5W G4 LED Capsule Lamp WW Non-Dimmable Twin-pack
AT9470/G4/CW SKU: 18728	2.5W G4 LED Capsule Lamp CW Non-Dimmable Twin-pack



AT9482

2W ST26 LED Filament Pilot Lamp Non Dimmable

Product specification

Voltage	220-240V~50Hz
Power consumption	2W
Light colour options	Warm white
Colour temperature	3000K
Lumen output	230lm
Lamp shape	ST26
Dimmable	No
Beam angle	360°
Colour rendering index	>80
Lifetime	15,000 hours

Product range

Code	Description
AT9482/SES/WW SKU: 18732	2W ST26 LED Filament Pilot Lamp WW Non-Dimmable
AT9482/SBC/WW SKU: 18733	2W ST26 LED Filament Pilot Lamp WW Non-Dimmable



atom

Exterior Lighting

Exterior lighting plays a crucial role in ensuring safety and enhancing wellbeing by illuminating walkways, entrances, and other outdoor areas. Our extensive range includes lights designed for both functionality and aesthetic appeal, adding beauty and security to each environment

CONTENTS

Spotlights	106-109
Bunkers	110-114
Up/Down Exterior Lights	115-117
Garden Spikes	118-119
Floodlights	120-121

Featured products

Condor
Spotlight
Page 106



AT9819
Floodlight
Page 120



AT5709/TRI
Bunker
Page 110



atom

CONDOR SPOTLIGHTS

Brighter, safer

With up to 30% higher lumen output, these easy to install external spots will help light the way. Shine a light on potential intruders thanks to our sensor triggered security spotlights.



atom

New and improved

- ✓ Die-cast aluminium housing and a glass diffuser to eliminate cracking and water ingress
- ✓ Easy installation with Phillips head screws
- ✓ Inbuilt switchable relay, allowing multiple lights to be triggered from a single Condor sensor
- ✓ Improved lumen output – up to 30% brighter
- ✓ Manual override
- ✓ Adjustable sensitivity



IP rating

Improved IP ratings (IP65 standard and IP54 sensor)



Improved design

High-quality diecast aluminum housing and glass diffuser



Quality sensors

Supports manual override and adjustable sensitivity



Tri-Colour

Selectable output (3000K, 4000K & 5000K)

IMPROVED IP RATINGS

Perfect for exterior applications

When it comes to outdoor lighting, location and purpose are key. Incorrect or poorly manufactured products can result in premature deterioration or potential electrical faults. Condor's high IP rating (IP65 standard and IP54 sensor) and increased lumen output make them perfect for all outdoor applications.



TRI-COLOUR

Colour illumination options

Easily switch between daylight, warm or cool lighting colour temperatures to suit the location and application. Adjustable at the time of installation.

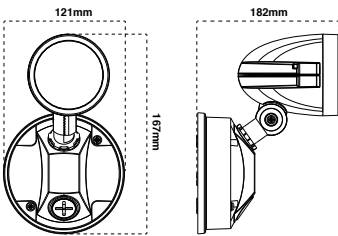


For full design and technical data visit atomlighting.com.au



Finish

Black White



CONDOR SPOT

12W Tri-Colour Security Spotlight - IP65

Product specification

Voltage	220-240V~50Hz		
Power consumption	12W		
Driver type	Integrated constant current		
Light colour options	Tri-Colour		
Colour temperature	3000K	4000K	5000K
Lumen output	1100lm	1300lm	1250lm
Colour rendering index	<80		
Beam angle	90°		
SDCM	<6		
Dimmable	No		
IP Rating	IP65		
LED lifetime	L70 B10 50,000 hours		
Warranty	3 years		

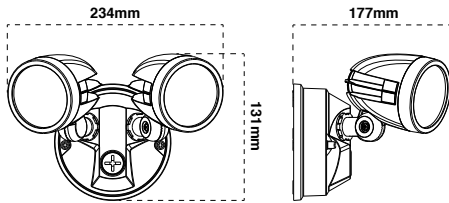
Product range

Code	Description
CONDOR SPOT-13959 SKU: 13959	12W Security Spot IP65 Black
CONDOR SPOT-13960 SKU: 13960	12W Security Spot IP65 White



Finish

Black White



CONDOR TWIN SPOT

23W Tri-Colour Twin Security Spotlight - IP65

Product specification

Voltage	220-240V~50Hz		
Power consumption	23W		
Driver type	Integrated constant current		
Light colour options	Tri-Colour		
Colour temperature	3000K	4000K	5000K
Lumen output	2200lm	2450lm	2400lm
Colour rendering index	<80		
Beam angle	90°		
SDCM	<6		
Dimmable	No		
IP Rating	IP65		
LED lifetime	L70 B10 50,000 hours		
Warranty	3 years		

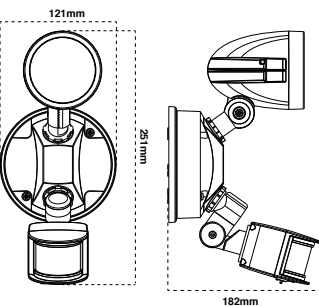
Product range

Code	Description
CONDOR TWIN SPOT-13963 SKU: 13963	23W Twin Security Spot IP65 Black
CONDOR TWIN SPOT-13964 SKU: 13964	23W Twin Security Spot IP65 White



Finish

Black White



CONDOR SENSOR

13W Tri-Colour Security Spotlight with Sensor - IP54

Product specification

Voltage	220-240V~50Hz		
Power consumption	13W		
Driver type	Integrated constant current		
Light colour options	Tri-Colour		
Colour temperature	3000K	4000K	5000K
Lumen output	1100lm	1300lm	1250lm
Colour rendering index	<80		
Beam angle	90°		
SDCM	<6		
Dimmable	No		
IP Rating	IP54		
LED lifetime	L70 B10 50,000 hours		
Warranty	3 years		

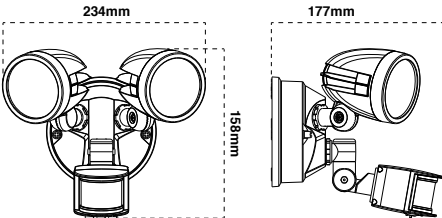
Product range

Code	Description
CONDOR SENSOR-13961 SKU: 13961	13W Security Spot with Sensor IP54 Black
CONDOR SENSOR-13962 SKU: 13962	13W Security Spot with Sensor IP54 White



Finish

Black White



CONDOR TWIN SENSOR

24W Tri-Colour Security Spotlight with Sensor - IP54

Product specification

Voltage	220-240V~50Hz		
Power consumption	24W		
Driver type	Integrated constant current		
Light colour options	Tri-Colour		
Colour temperature	3000K	4000K	5000K
Lumen output	2200lm	2450lm	2400lm
Colour rendering index	<80		
Beam angle	90°		
SDCM	<6		
Dimmable	No		
IP Rating	IP54		
LED lifetime	L70 B10 50,000 hours		
Warranty	3 years		

Product range

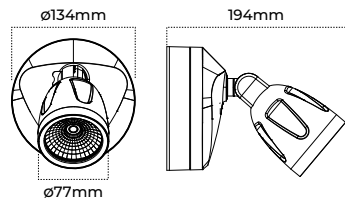
Code	Description
CONDOR TWIN SENSOR-13965 SKU: 13965	24W Twin Security Spot with Sensor IP54 Black
CONDOR TWIN SENSOR-13966 SKU: 13966	24W Twin Security Spot with Sensor IP54 White

atom



Finish

Charcoal



HAWK SPOT

9W Tri-Colour Security Spotlight - IP65

Product specification

Voltage	220-240V~50Hz		
Power consumption	9W		
Driver type	Integral		
Light colour options	Tri-Colour		
Colour temperature	3000K	4000K	5000K
Lumen output	920lm	975lm	990lm
Beam angle	90°		
SDCM	<6		
Colour rendering index	<80		
Dimmable	No		
IP Rating	IP65		
IK Rating	IK06		
LED lifetime	L70 B10 108,000 hours		
Warranty	3 years		

Product range

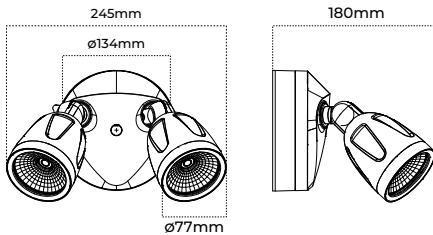
Code	Description
AT9135/1LT SKU: 13807	Hawk 9W Single LED Security Spotlight - IP65 - Black

atom



Finish

Charcoal



HAWK TWIN SPOT

18W Tri-Colour Security Spotlight - IP65

Product specification

Voltage	220-240V~50Hz		
Power consumption	18W		
Driver type	Integral		
Light colour options	Tri-Colour		
Colour temperature	3000K	4000K	5000K
Lumen output	2050lm	2170lm	2220lm
Beam angle	2x 90°		
SDCM	<6		
Colour rendering index	<80		
Dimmable	No		
IP Rating	IP65		
IK Rating	IK06		
LED lifetime	L70 B10 108,000 hours		
Warranty	3 years		

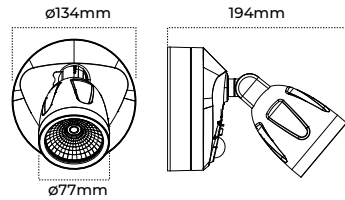
Product range

Code	Description
AT9135/2LT SKU: 13808	Hawk 18W Twin LED Security Spotlight - IP65 - Black



Finish

Charcoal



HAWK SENSOR

9W Tri-Colour Security Spotlight - with Sensor - IP65

Product specification

Voltage	220-240V~50Hz		
Power consumption	9W		
Driver type	Integral		
Light colour options	Tri-Colour		
Colour temperature	3000K	4000K	5000K
Lumen output	920lm	975lm	990lm
Beam angle	90°		
SDCM	<6		
Colour rendering index	<80		
Dimmable	No		
IP Rating	IP65		
IK Rating	IK06		
LED lifetime	L70 B10 108,000 hours		
Warranty	3 years		

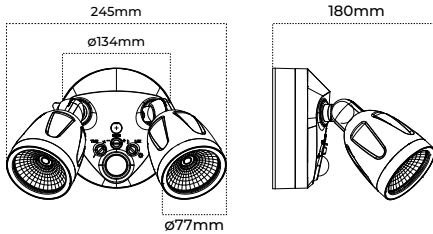
Product range

Code	Description
AT9135/1LT/S SKU: 13809	Hawk 9W Single LED Security Spotlight - with PIR sensor -IP65 - Black



Finish

Charcoal



HAWK TWIN SENSOR

18W Tri-Colour Security Spotlight - with Sensor - IP65

Product specification

Voltage	220-240V~50Hz		
Power consumption	18W		
Driver type	Integral		
Light colour options	Tri-Colour		
Colour temperature	3000K	4000K	5000K
Lumen output	2050lm	2170lm	2220lm
Beam angle	2x 90°		
SDCM	<6		
Colour rendering index	<80		
Dimmable	No		
IP Rating	IP65		
IK Rating	IK06		
LED lifetime	L70 B10 108,000 hours		
Warranty	3 years		

Product range


Code	Description
AT9135/2LT/S SKU: 13810	Hawk 9W Twin LED Security Spotlight - with PIR sensor -IP65 - Black



AT5709/TRI

LED Large 14W Polycarbonate Bunker - Tri-Colour


Product specification

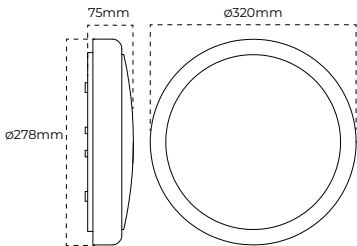
Voltage		220-240V~50Hz		
Power consumption		14W		
Driver type		Fixed output		
Dimmable		No		
Light colour options		Tri-Colour 		
Lumen output	WHITE	1470lm	1570lm	1510lm
	BLACK	1370lm	1450lm	1390lm
Colour temperature		3000K	4000K	5000K
Colour rendering index		<80		
Beam angle		120°		
IP Rating		IP65		
IK Rating		IK10		
LED lifetime		L70 B10 >60,000 hours		
Warranty		3 years		

Product range

Code	Description
AT5709/WH/TRI SKU: 16551	LED Large 14W Polycarbonate Bunker - White - Tri-Colour
AT5709/BLK/TRI SKU: 16552	LED Large 14W Polycarbonate Bunker - Black - Tri-Colour

Finish


 White  Black



AT5709/TRI/CF

LED Large 14W Polycarbonate Bunker with corridor function - Tri-Colour

Product specification

Voltage		220-240V~50Hz		
Power consumption		14W		
Driver type		Fixed output		
Dimmable		No		
Light colour options		Tri-Colour 		
Lumen output	WHITE	1460lm	1550lm	1510lm
	BLACK	1380lm	1470lm	1420lm
Colour temperature		3000K	4000K	5000K
Colour rendering index		<80		
Beam angle		120°		
IP Rating		IP65		
IK Rating		IK10		
LED lifetime		L70 B10 >60,000 hours		
Warranty		3 years		

Product range

Code	Description
AT5709/WH/TRI/CF SKU: 16553	LED Large 14W Polycarbonate Bunker with corridor function - White - Tri-Colour
AT5709/BLK/TRI/CF SKU: 16554	LED Large 14W Polycarbonate Bunker with corridor function - White - Tri-Colour

Sensor functions

ON - OFF FUNCTION

With insufficient ambient light, the sensor switches on the lamp when motion is detected

3 STEP DIMMING FUNCTION

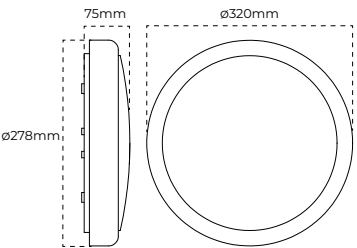
When there is insufficient light the sensor switches on the lamp when motion is detected. After hold time, the sensor dims the lamp at a low light level if no new motion trigger. After a stand - by period, the sensor switches off the lamps if no motion is detected in its detection zone

SETTING SENSOR

By selecting the combination on the DIP switch, sensor data can be precisely set for each specific application

Finish

 White  Black






AT3016/RD/TRI

Round 12W LED Polycarbonate Bunker
- with Eyelid option - Tri-Colour

Product specification

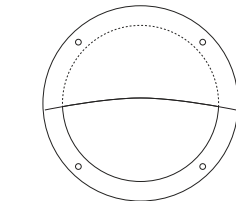
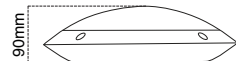
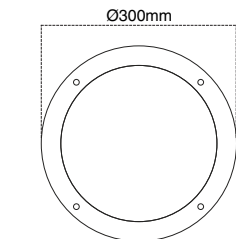
Voltage		220-240V~50Hz		
Power consumption		12W		
Driver type		Fixed output		
Light colour options		Tri-Colour 		
Colour temperature		3000K	4000K	5700K
Lumen output	WHITE	1215lm	1250lm	1240lm
	WHITE (with eyelid)	820lm	850lm	840lm
	BLACK	1125lm	1170lm	1150lm
	BLACK (with eyelid)	670lm	700lm	685lm
Colour rendering index		<80		
Dimmable		No		
Beam angle		120°		
IP Rating		IP66		
IK Rating		IK10		
LED lifetime		L70 B10 >54,000 hours		
Warranty		3 years		

Product range

Code	Description
AT3016/BLK/RD/TRI SKU: 11497	Round 12W LED Polycarbonate Bunker - IP66 w/Eyelid option - Black - Tri-Colour
AT3016/WH/RD/TRI SKU: 11498	Round 12W LED Polycarbonate Bunker - IP66 w/Eyelid option - White - Tri-Colour

Finish

 White  Black




(With eyelid option fitted)



AT3016/OH/TRI

Oval 12W LED Polycarbonate Bunker
- with Eyelid option - Tri-Colour

Product specification

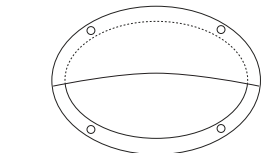
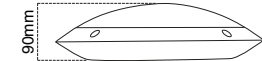
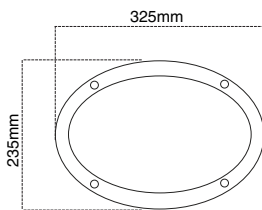
Voltage		220-240V~50Hz		
Power consumption		12W		
Driver type		Fixed output		
Light colour options		Tri-Colour 		
Colour temperature		3000K	4000K	5700K
Lumen output	WHITE	1185lm	1250lm	1240lm
	WHITE (with eyelid)	800lm	815lm	810lm
	BLACK	1050lm	1100lm	1090lm
	BLACK (with eyelid)	610lm	650lm	640lm
Colour rendering index		<80		
Dimmable		No		
Beam angle		120°		
IP Rating		IP66		
IK Rating		IK10		
LED lifetime		L70 B10 >54,000 hours		
Warranty		3 years		

Product range

Code	Description
AT3016/BLK/OH/TRI SKU: 11499	Oval 12W LED Polycarbonate Bunker - IP66 w/Eyelid option - Black - Tri-Colour
AT3016/WH/OH/TRI SKU: 11500	Oval 12W LED Polycarbonate Bunker - IP66 w/Eyelid option - White - Tri-Colour

Finish

 White  Black



(with eyelid option fitted)

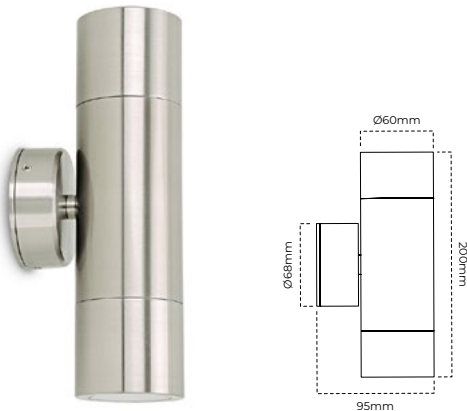
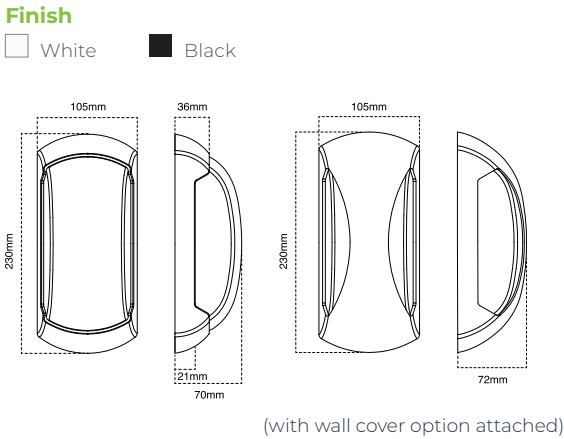


AT5832

12W LED Rectangle Polycarbonate Bulkhead - IP65 with Wall Washer option

Product specification	
Voltage	220-240V~50Hz
Power consumption	12W
Driver type	Fixed output
Light colour options	Cool white
Colour temperature	4000K
Lumen output	WITHOUT COVER 1300lm
	WITH COVER 840lm
Colour rendering index	<80
SDCM	<6
Dimmable	No
Beam angle	120°
IP Rating	IP65
IK Rating	IK08
LED lifetime	L70 B10 30,000 hours
Warranty	3 years

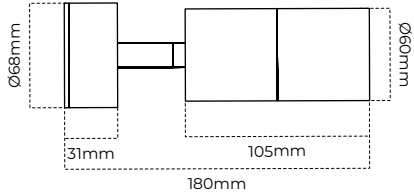
Code	Description
AT5832/WH SKU: 10419	12W LED Rectangle Polycarbonate Bulkhead - IP65 with wall washer option - White - Cool White
AT5832/BLK SKU: 10269	12W LED Rectangle Polycarbonate Bulkhead - IP65 with wall washer option - Black - Cool White



- Finish
- White
 - Anodised aluminium
 - Anodised black
 - Anodised titanium
 - Stainless steel (316)



- Finish
- Anodised aluminium
 - Anodised black



AT5004 - SER II

2 x 6W LED Up/Down Wall Light - Tri-Colour

Product specification			
Voltage	220-240V~50Hz		
Power consumption	12W		
Driver type	Integrated fixed output		
Light colour options	Tri-Colour		
Colour temperature	3000K	4000K	6500K
Lumen output	2x 430lm	2x 500lm	2x 460lm
Colour rendering index	<80		
Beam angle	38°		
Dimmable	No		
Lamp type	GU10 (included)		
IP Rating	IP65		
Warranty	3 years		

Code	Description
AT5004/WHT/LED SKU: 15087	2 x 6W LED White Up/Down Light - SER II
AT5004/AND/LED SKU: 15088	2 x 6W LED Anodised Aluminium Up/Down Light - SER II
AT5004/AND/BLK/LED SKU: 15089	2 x 6W LED Anodised Aluminium Black Up/Down Light - SER II
AT5004/AND/AT/LED SKU: 15090	2 x 6W LED Anodised Aluminium Titanium Up/Down Light - SER II
AT5004/316/LED SKU: 15091	2x 6W LED - 316L Stainless Steel Up/Down Light - SER II

AT5005 - SER II

6W LED Adjustable Wall Spot - Tri-Colour

Product specification			
Voltage	220-240V~50Hz		
Power consumption	6W		
Driver type	Integrated fixed output		
Light colour options	Tri-Colour		
Colour temperature	3000K	4000K	6500K
Lumen output	430lm	500lm	460lm
Colour rendering index	<80		
Beam angle	36°		
Dimmable	No		
Lamp type	GU10 (included)		
IP Rating	IP65		
Warranty	3 years		

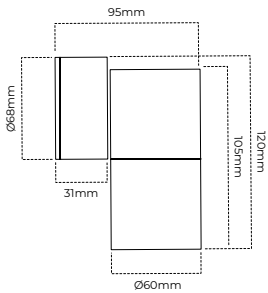
Code	Description
AT5005/AND/LED SKU: 15085	6W LED Anodised Aluminium Adjustable Wall Spot - SER II
AT5005/AND/BLK/LED SKU: 15086	6W LED Anodised Aluminium Adjustable Black Wall Spot - SER II

atom



Finish

Anodised black



AT5006 - SER II

6W LED Fixed Wall Spot - Tri-Colour

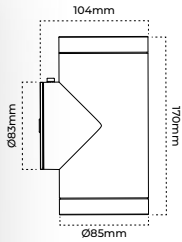
Product specification

Voltage	220-240V~50Hz		
Power consumption	6W		
Driver type	Integrated fixed output		
Light colour options	Tri-Colour		
Colour temperature	3000K	4000K	6500K
Lumen output	430lm	500lm	460lm
Colour rendering index	<80		
Beam angle	38°		
Dimmable	No		
Lamp type	GU10 (included)		
IP Rating	IP65		
Warranty	3 years		

Product range

Code	Description
AT5006/AND/BLK/LED SKU: 15084	6W LED Anodised Aluminium Fixed Wall Spot - Black - SER II

atom



Finish

Charcoal White

AT5010 SAMBA

Samba Corrosion Resistant Polycarbonate Up/Down LED Wall Light - Tri-Colour

Product specification

Voltage	220-240V~50Hz		
Power consumption	10W		
Driver type	Integrated fixed output		
Light colour options	Tri-Colour		
Colour temperature	3000K	34000K	5700K
Lumen output	930lm	1000lm	950lm
Colour rendering index	<80		
Beam angle	120°		
Dimmable	No		
Lamp type	Integrated LED		
IP Rating	IP65		
LED lifetime	L70 B10 >54,000 hours		
Warranty	3 years		

Product range

Code	Description
AT5010/CHA/TRI SKU: 11782	SAMBA LED Up/Down Wall light - Tri-Colour - Charcoal finish
AT5010/WHT/TRI SKU: 11848	SAMBA LED Up/Down Wall light - Tri-Colour - White finish

AT5007

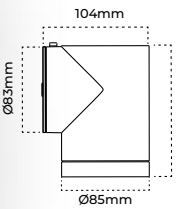
304 Stainless Steel LED Up/Down Wall Light

Product specification

Voltage	220-240V~50Hz		
Power consumption	7W		
Driver type	Integrated fixed output		
Light colour options	Cool white		
Colour temperature	4000K		
Lumen output	2 x 250lm		
Colour rendering index	<80		
Beam angle	38°		
Dimmable	No		
Lamp type	GU10 (included)		
IP Rating	IP44		
Warranty	3 years		

Product range

Code	Description
AT5007 SKU: 10293	304 Stainless Steel Up/Down Light LED



Finish

Charcoal White

AT5011 SAMBA

Samba Corrosion Resistant Polycarbonate LED Wall Light - Tri-Colour

Product specification

Voltage	220-240V~50Hz		
Power consumption	5W		
Driver type	Integrated fixed output		
Light colour options	Tri-Colour		
Colour temperature	3000K	34000K	5700K
Lumen output	480lm	515lm	505lm
Colour rendering index	<80		
Beam angle	120°		
Dimmable	No		
Lamp type	Integrated LED		
IP Rating	IP65		
LED lifetime	L70 B10 >54,000 hours		
Warranty	3 years		

Product range


Code	Description
AT5011/CHA/TRI SKU: 11783	SAMBA LED Fixed Wall light - Tri-Colour - Charcoal finish
AT5011/WHT/TRI SKU: 11849	SAMBA LED Fixed Wall light - Tri-Colour - White finish



AT5101

6W LED 12V MR16 Spike Spot - Tri-Colour





Product specification

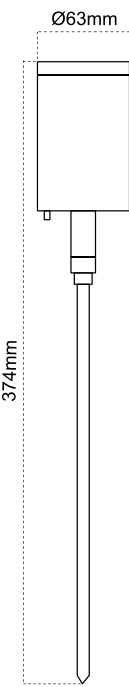
Voltage	12V AC/DC		
Power consumption	6W		
Driver type	Fixed output		
Light colour options	Tri-Colour 		
Colour temperature	3000K	4000K	6500K
Lumen output	430lm	500lm	460lm
Colour rendering index	<80		
Beam angle	38°		
Dimmable	No		
Lamp type	MR16 (included)		
IP Rating	IP65		
Warranty	3 years		

Product range

Code	Description
AT5101/AND/LED SKU: 12147	6W LED IP65 12V Anodised Aluminium Spike Spot
AT5101/316/LED SKU: 11947	6W LED IP65 12V 316L Stainless Steel Spike Spot
AT5101/AND/BLK/LED SKU: 12084	6W LED IP65 12V Spike Spot Anodised Aluminium - Black
AT5101/BLK/LED SKU: 12205	6W LED IP65 12V Spike Spot - Black

Finish

-  Anodised aluminium
-  Anodised black
-  Stainless steel (316)
-  Black



AT5107

6W & 10W 12V LED Garden Spike Light

Product specification

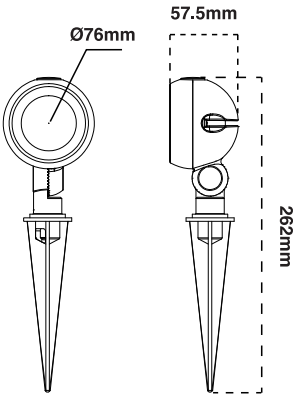
Voltage	12V AC/DC		
Power consumption	6W & 10W		
Light colour options	Warm white & Daylight		
Colour temperature	3000K	5000K	
Lumen output	AT5107/6	445lm	520lm
	AT5107/10	800lm	880lm
Colour rendering index	<80		
Beam angle	60°		
Dimmable	No		
Lamp type	Integrated LED		
IP Rating	IP65		
Warranty	3 years		

Product range

Code	Description
AT5107/6/BLK/WW SKU: 11781	6W LED Garden Spike light - Black - Warm White
AT5107/6/BLK/DL SKU: 11754	6W LED Garden Spike Light - Black - Daylight
AT5107/10/BLK/WW SKU: 11834	10W LED Garden Spike Light - Black - Warm White
AT5107/10/BLK/DL SKU: 11809	10W LED Garden Spike Light - Black - Daylight

Finish

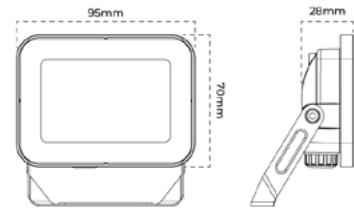
-  Black





Finish

Black



AT9819/TRI/10

10W LED Slim Floodlight - Tri-Colour

Product specification

Voltage	220-240V~50Hz		
Power consumption	10W		
Driver type	Integrated fixed output		
Light colour options	Tri-Colour		
Colour temperature	3000K	4000K	5000K
Lumen output	960lm	1015lm	970lm
Colour rendering index	<80		
SDCM	<5		
Beam angle	110°		
Dimmable	No		
IP Rating	IP65		
Flex & Plug length	650mm		
LED lifetime	L70 B10 >54,000 hours		
Warranty	3 years		

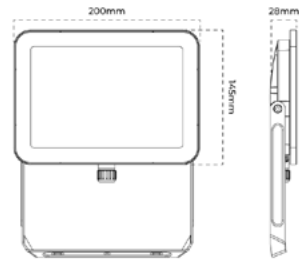
Product range

Code	Description
AT9819/TRI/10 SKU: 12303	10W Slim Floodlight - IP65 - Tri-Colour



Finish

Black



AT9819/TRI/50

50W LED Slim Floodlight - Tri-Colour - optional add on sensor (sold separately)

Product specification

Voltage	220-240V~50Hz		
Power consumption	50W		
Driver type	Integrated fixed output		
Light colour options	Tri-Colour		
Colour temperature	3000K	4000K	5000K
Lumen output	4670lm	5220lm	4940lm
Colour rendering index	<80		
SDCM	<5		
Beam angle	110°		
Dimmable	No		
IP Rating	IP65		
Flex & Plug length	650mm		
LED lifetime	L70 B10 >54,000 hours		
Warranty	3 years		

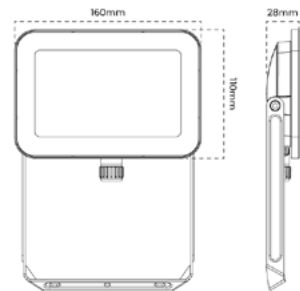
Product range

Code	Description
AT9819/TRI/50 SKU: 12306	50W Slim Floodlight - IP65 - Tri-Colour



Finish

Black



AT9819/TRI/30

Power Adjustable (15W, 20W & 30W) LED Slim Floodlight - Tri-Colour - optional add on sensor (sold separately)

Product specification

Voltage	220-240V~50Hz		
Power consumption	15W, 20W & 30W		
Driver type	Integrated fixed output		
Light colour options	Tri-Colour		
Colour temperature	3000K	4000K	5000K
Lumen output	15W	1540lm	1640lm
	20W	1960lm	2120lm
	30W	2750lm	3075lm
Colour rendering index	<80		
SDCM	<5		
Beam angle	110°		
Dimmable	No		
IP Rating	IP65		
Flex & Plug length	650mm		
LED lifetime	L70 B10 >54,000 hours		
Warranty	3 years		

Product range

Code	Description
AT9819/TRI/30 SKU: 12304	Power Adjustable Slim Floodlight - IP65 - Tri-Colour



AT9819/TRI/SENS

PIR sensor to suit AT9819/TRI/30 & AT9819/TRI/50

Product specification

Voltage	220-240V ~50Hz
IP Rating	IP65
Adjustable Detection Area / Sensitivity	Yes
Adjustable Hold Time	10s - 7m
Detection Range	8m
Dusk Mode	Yes
Lux Adjustment	Yes
Lux Range	10 to 2000 lx

Product range

Code	Description
AT9819/TRI/SENS SKU: 12308	PIR sensor for AT9819/TRI 30W & 50W floods



Sensors

Sensors are a valuable addition to LED lighting systems, responding intelligently to movement. They offer both financial savings and enhanced security by activating lights only when needed. This smart technology ensures efficient energy use and provides an extra layer of security for your environment.

CONTENTS

Recessed	124-125
Surface Mount	126
Wall Mount	127-128

Featured products

AT4100/MW
Recessed Microwave Sensor
Page 124



AT4120/MW
Wall Mount Microwave Sensor
Page 128

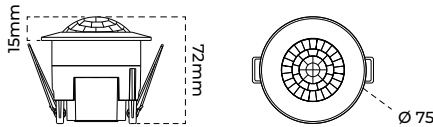


atom



Finish

White



CUT-OUT: Ø63

AT4100/PIR

Recessed mount PIR sensor – 6m

Product specification	
Voltage	220-240V~50Hz
IP Rating	IP20
Output Load	1200W incandescent 300W inductive 150W LED
Adjustable Detection Area / Sensitivity	No
Adjustable Hold Time	10s - 15m
Detection Range	6m
Detection Angle	360
Detection motion speed	0.6 - 1.5 m/s
Dusk Mode	Yes
Lux Adjustment	Yes
Lux Range	<3 to 2000 lx

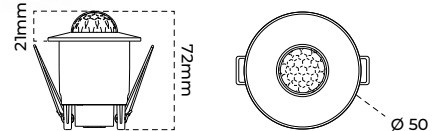
Product range	
Code	Description
AT4100/PIR/WHT SKU: 13945	PIR sensor 6m - recessed mount - White

atom



Finish

White



CUT-OUT: Ø40

AT4101/PIR

Recessed mount PIR sensor – small form factor – 6m

Product specification	
Voltage	220-240V~50Hz
IP Rating	IP20
Output Load	800W incandescent 400W inductive 200W LED
Adjustable Detection Area / Sensitivity	No
Adjustable Hold Time	10s - 15m
Detection Range	6m
Detection Angle	360
Detection motion speed	0.6 - 1.5 m/s
Dusk Mode	Yes
Lux Adjustment	Yes
Lux Range	<3 to 2000 lx

Product range	
Code	Description
AT4101/PIR/WHT SKU: 13946	PIR sensor 6m - recessed mount - small - White

AT4100/MW

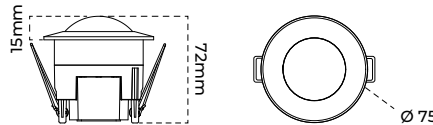
Recessed mount microwave sensor – 12m

Product specification	
Voltage	220-240V~50Hz
IP Rating	IP20
Output Load	1200W incandescent 300W inductive 150W LED
Adjustable Detection Area / Sensitivity	Yes
Adjustable Hold Time	10s - 12m
Detection Range	12m
Detection Angle	360
Detection motion speed	0.6 - 1.5 m/s
Dusk Mode	Yes
Lux Adjustment	Yes
Lux Range	<3 to 2000 lx
HF system	5.8 GHz CW radar, ISM band, <0.2mW

Product range	
Code	Description
AT4100/MW/WHT SKU: 13777	Microwave sensor 12m - recessed mount - White

Finish

White

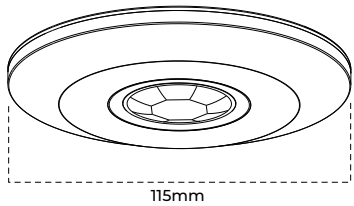


CUT-OUT: Ø63



Finish

White



AT4105/PIR

Surface mount PIR sensor – 6m

Product specification	
Voltage	220-240V~50Hz
IP Rating	IP20
Output Load	2000W incandescent 1000W inductive 500W LED
Adjustable Detection Area / Sensitivity	No
Adjustable Hold Time	10s - 15m
Detection Range	6m
Detection Angle	360
Detection motion speed	0.6 - 1.5 m/s
Dusk Mode	Yes
Lux Adjustment	Yes
Lux Range	<3 to 2000 lx

Product range	
Code	Description
AT4105/PIR/WHT SKU: 13947	PIR sensor 6m - surface mount - White



AT4110/PIR

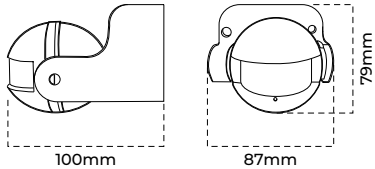
Wall mount PIR sensor – IP44 – 12m

Product specification	
Voltage	220-240V~50Hz
IP Rating	IP44
Output Load	1200W incandescent 300W inductive 150W LED
Adjustable Detection Area / Sensitivity	No
Adjustable Hold Time	10s - 7m
Detection Range	12m
Detection Angle	180
Detection motion speed	0.6 - 1.5 m/s
Dusk Mode	Yes
Lux Adjustment	Yes
Lux Range	<3 to 2000 lx

Product range	
Code	Description
AT4110/PIR/WHT SKU: 13948	PIR sensor 12m - wall mount - IP44 - white
AT4110/PIR/BLK SKU: 13949	PIR sensor 12m - wall mount - IP44 -black

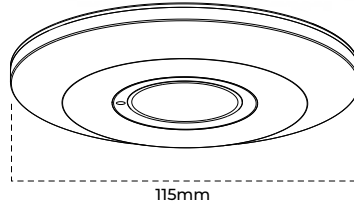
Finish

White Black



Finish

White




AT4105/MW

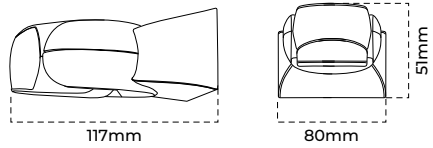
Surface mount microwave sensor – 12m

Product specification	
Voltage	220-240V~50Hz
IP Rating	IP20
Output Load	2000W incandescent 1000W inductive 500W LED
Adjustable Detection Area / Sensitivity	Yes
Adjustable Hold Time	10s - 12m
Detection Range	12m
Detection Angle	360
Detection motion speed	0.6 - 1.5 m/s
Dusk Mode	Yes
Lux Adjustment	Yes
Lux Range	<3 to 2000 lx
HF system	5.8 GHz CW radar, ISM band, <0.2mW

Product range	
Code	Description
AT4105/MW/WHT SKU: 13776	Microwave sensor 12m - recessed mount - White



Finish
White Black



AT4120/PIR

Wall mount PIR sensor – IP65 – 12m

Product specification	
Voltage	220-240V~50Hz
IP Rating	IP65
Output Load	1200W incandescent 300W inductive 150W LED
Adjustable Detection Area / Sensitivity	No
Adjustable Hold Time	10s - 15m
Detection Range	12m
Detection Angle	180
Detection motion speed	0.6 - 1.5 m/s
Dusk Mode	Yes
Lux Adjustment	Yes
Lux Range	<3 to 2000 lx

Product range	
Code	Description
AT4120/PIR/WHT SKU: 13950	PIR sensor 12m - wall mount - IP65 - white
AT4120/PIR/BLK SKU: 13951	PIR sensor 12m - wall mount - IP65 - black

AT4120/MW

Wall mount microwave sensor – IP65 – 12m

Product specification	
Voltage	220-240V~50Hz
IP Rating	IP65
Output Load	1200W incandescent 300W inductive 150W LED
Adjustable Detection Area / Sensitivity	Yes
Adjustable Hold Time	10s - 12m
Detection Range	12m
Detection Angle	180
Detection motion speed	0.6 - 1.5 m/s
Dusk Mode	Yes
Lux Adjustment	Yes
Lux Range	<3 to 2000 lx
HF System	ISM band, <0.2m

Product range	
Code	Description
AT4120/MW/WHT SKU: 13779	Microwave sensor 12m - wall mount - IP65 - white

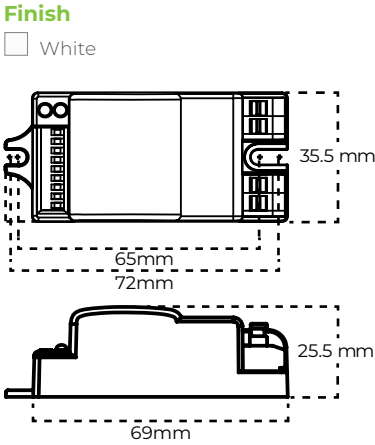


AT4122

Internal microwave sensor – 16m

Product specification	
Voltage	220-240V~50Hz
IP Rating	IP20
Output Load	800W resistive 400W inductive 200W LED
Adjustable Detection Area / Sensitivity	Yes
Adjustable Hold Time	5s - 30m
Detection Range	16m
Detection Angle	360
Detection motion speed	0.5 - 3 m/s
Dusk Mode	Yes
Lux Adjustment	Yes
Lux Range	0 - 50 lx
HF System	5.8 GHz CW radar, ISM band, <0.5 mW

Product range	
Code	Description
AT4122 SKU: 13967	Microwave sensor 16m - internal kit - white





Commercial lighting

Energy efficient panels and floodlight for commercial settings. Providing efficient, durable and even illumination in a modern fitting.

CONTENTS

Floodlights	133-134
Floodlight Accessories	135
Backlit Panels	136
Plaster Recessed Frame	137-138
Surface Mount Frame	139-140
Panel Accessories	141

Featured products

AT6023
Tri-Colour Panels
Page 136



Highlighting the improvements

Investing heavily in R&D we have improved on the effectiveness, longevity, and tolerance of the AT9814.



IP66 rating

Protection against dust and harmful deposits, as well as water jets and heavy rain



Matrix configuration

Continue performing even after a single LED failure (selected models)



Reduced tolerance

Ensuring better thermal performance and lifetime



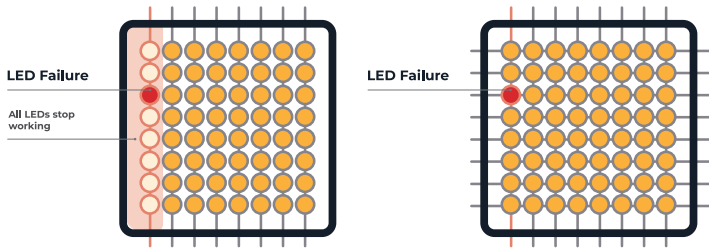
IK08 rating

Protected against the impact of 1.7kg from 3000m (5 joules)

LONGER LIFE AND RELIABILITY

Matrix power configuration

For reliability and a longer life, our new matrix power configuration allows this LED Floodlight to continue performing, even after a single LED failure. LEDs wired with matrix connections reduces the loss of lumen output by up to 20x compared to other configurations (selected models).



QUALITY DRIVERS

Inbuilt surge protection

Susceptible to the extremes of outdoor weather and impact, these floodlights feature quality drivers with inbuilt surge protection (4kV L-N & L/N-E).

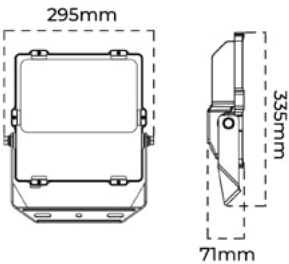
- ✓ IK08 Rating – resistant to the hard knocks of weather and impact
- ✓ IP66 Rating – protecting this product against all dust and harmful deposits, as well as powerful water jets and heavy rains
- ✓ Aluminium cast body with high-quality powder-coated black finish
- ✓ Reduced tolerance between the PCBA and aluminium heatsink ensuring better thermal performance and lifetime of the product
- ✓ Tempered Glass diffuser – stronger and safer

atom



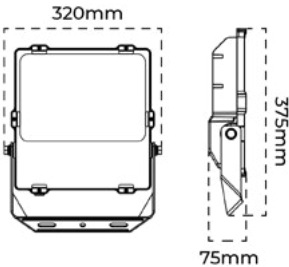
Finish

Black



Finish

Black



AT9814/100 - SER III

LED IP66 Floodlight

Product specification

Voltage	220-240V~50Hz
Power consumption	100W
Light colour options	Daylight
Colour temperature	5000K
Lumen output	14410lm
SDCM	<5
Beam angle	120°
Colour rendering index	>70
Dimmable	No
IP Rating	IP66
IK Rating	IK08
Flex & Plug Length	1500mm
LED lifetime	L70 B10 >72,000 hours
Warranty	3 years

Product range

Code	Description
AT9814/100 SKU: 18105	100W LED IP66 Floodlight Ser III - 5000K

AT9814/150 - SER III

LED IP66 Floodlight

Product specification

Voltage	220-240V~50Hz
Power consumption	150W
Light colour options	Daylight
Colour temperature	5000K
Lumen output	22230lm
SDCM	<5
Beam angle	120°
Colour rendering index	>70
Dimmable	No
IP Rating	IP66
IK Rating	IK08
Flex & Plug Length	1500mm
LED lifetime	L70 B10 >72,000 hours
Warranty	3 years

Product range

Code	Description
AT9814/150 SKU: 18106	150W LED IP66 Floodlight Ser III - 5000K

AT9814/200 - SER III

LED IP66 Floodlight

Product specification

Voltage	220-240V~50Hz
Power consumption	200W
Light colour options	Daylight
Colour temperature	5000K
Lumen output	29555lm
SDCM	<5
Beam angle	120°
Colour rendering index	>70
Dimmable	No
IP Rating	IP66
IK Rating	IK08
Flex & Plug Length	1500mm
LED lifetime	L70 B10 >72,000 hours
Warranty	3 years

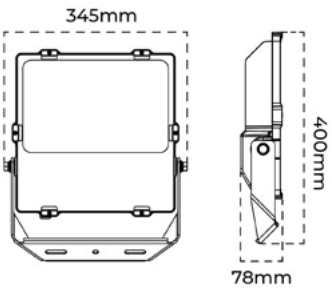
Product range

Code	Description
AT9814/200 SKU: 18107	200W LED IP66 Floodlight Ser III - 5000K



Finish

Black




FLOODLIGHT ACCESSORIES



AT9812/PMB


SKU 12207
Pole mounting bracket.
Suitable for AT9814



AT6023 - SER III

LED Tri-Colour Backlit Panel

Product specification


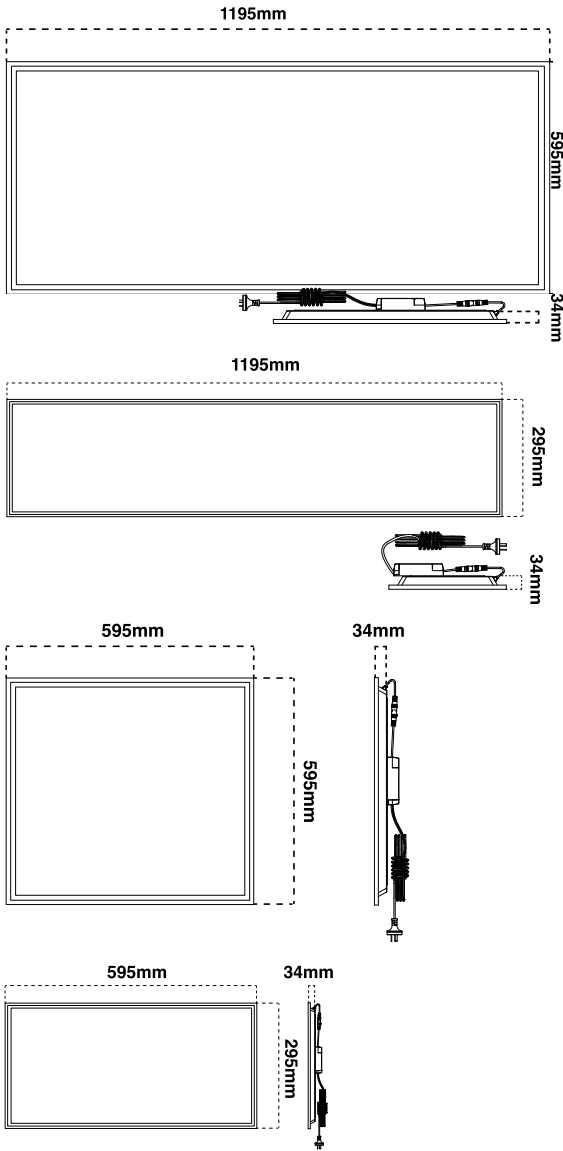
Voltage	220-240V~50Hz		
Power consumption	14W, 25W, 45W		
Driver type	Fixed output		
Dimmable	No		
Light colour options	Tri-Colour 		
Colour temperature	3000K	4000K	5700K
Lumen output	AT6023/306/TRI	1940	2060
	AT6023/312/TRI	3690	3810
	AT6023/606/TRI	3890	4050
	AT6023/612/TRI	6230	6590
Colour rendering index	>80		
Beam angle	120°		
IP Rating	IP54 (front face only)		
IC Rating	IC-4		
UGR	<22		
SDCM	<6		
Flex & Plug Length	900mm		
LED Lifetime	L70 B10 > 60,000 hours		
Warranty	3 years		

Product range

Code	Description
AT6023/306/TRI SKU: 17976	14W LED Tri-Colour Backlit panel 300 x 600mm
AT6023/312/TRI SKU: 17977	25W LED Tri-Colour Backlit panel 300 x 1200mm
AT6023/606/TRI SKU: 17978	25W LED Tri-Colour Backlit panel 600 x 600mm
AT6023/612/TRI SKU: 17979	45W LED Tri-Colour Backlit panel 600 x 1200mm

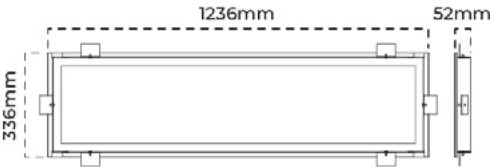
Finish

☐ White




Finish

☐ White

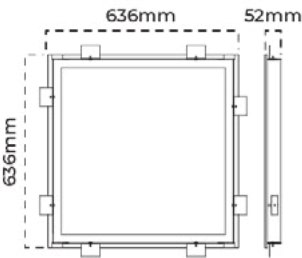


CUT-OUT: 1205 x 305mm



Finish

☐ White



CUT-OUT: 605 x 605mm

AT9050/PRF

Plaster recessed frame 300 x 1200mm

Product specification

Body Material	Aluminium
Product Finish	Powder coated
Fitting Colour	White
Installation Type	Recessed

Product range

Code	Description
AT9050/PRF/WH SKU: 10398	Plaster recessed frame 300 x 1200mm - white

AT9051/PRF


Plaster recessed frame 600 x 600mm

Product specification

Body Material	Aluminium
Product Finish	Powder coated
Fitting Colour	White
Installation Type	Recessed

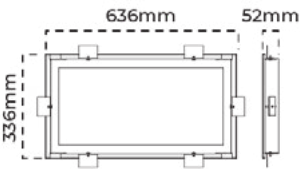
Product range

Code	Description
AT9051/PRF/WH SKU: 10760	Plaster recessed frame 600 x 600mm - white



Finish

- ☐ White



CUT-OUT: 605 x 305mm

AT9053/PRF

Plaster recessed frame 300 x 600mm

Product specification

Body Material	Aluminium
Product Finish	Powder coated
Fitting Colour	White
Installation Type	Recessed

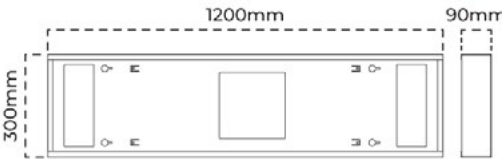
Product range

Code	Description
AT9053/PRF/WH SKU: 10258	Plaster recessed frame 300 x 600mm - white



Finish

- ☐ White



AT9050/SMF

Surface mount frame 300 x 1200mm

Product specification

Body Material	Aluminium
Product Finish	Powder coated
Fitting Colour	White
Installation Type	Surface mount

Product range

Code	Description
AT9050/SMF/WH SKU: 11212	Surface mounted frame 300 x 1200mm - white

AT9056/PRF


Plaster recessed frame 600 x 1200mm

Product specification

Body Material	Aluminium
Product Finish	Powder coated
Fitting Colour	White
Installation Type	Recessed

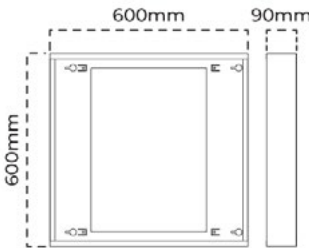
Product range

Code	Description
AT9056/PRF/WH SKU: 13856	Plaster recessed frame 600 x 1200mm - white



Finish

- ☐ White



AT9051/SMF


Surface mount frame 600 x 600mm

Product specification

Body Material	Aluminium
Product Finish	Powder coated
Fitting Colour	White
Installation Type	Surface mount

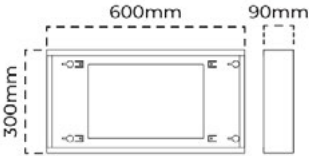
Product range

Code	Description
AT9051/SMF/WH SKU: 11471	Surface mounted frame 600 x 600mm - white



Finish

White



AT9053/SMF

Surface mount frame 300 x 600mm

Product specification	
Body Material	Aluminium
Product Finish	Powder coated
Fitting Colour	White
Installation Type	Surface mount

Product range	
Code	Description
AT9051/SMF/WH SKU: 11772	Surface mounted frame 300 x 600mm - white

PANEL ACCESSORIES



AT9057
SKU 11315
Panel Suspension Cable Kit.
Suitable for **AT6023**



EV-SUSPENSION-Y
SKU 11355
2m Y-Type Panel Suspension Kit
Suitable for **AT6023**

AT9056/SMF

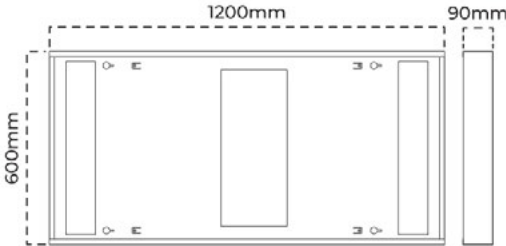
Surface mount frame 600 x 1200mm

Product specification	
Body Material	Aluminium
Product Finish	Powder coated
Fitting Colour	White
Installation Type	Surface mount

Product range	
Code	Description
AT9056/SMF/WH SKU: 13673	Surface mounted frame 600 x 1200mm - white

Finish

White





Air movement

Bring a peaceful ambience to your home with the Atom Air range of ceiling fans, exhaust fans and 3-in-1 bathroom heaters.

CONTENTS

Exhaust Fans	146-151
Bathroom Heaters	152-157
Bathroom Accessories	158-159
Ceiling Fans	160-175
Ceiling Fan Accessories	176

Featured products

ECLIPSE
Exhaust fan
Page 147



THREDBO
Bathroom heater
Page 152



COOLUM
AC ceiling fan
Page 160



VENICE
DC ceiling fan
Page 166





atom'air

Ceiling fans

Ideal for creating a gentle, cooling breeze, Atom Air ceiling fans provide energy-efficient air movement to enhance your home environment. Built with quality materials and components, the range offers something to suit all modern homes, with a variety of sizes, styles and colours.



Ambience in motion

Bring a peaceful ambience to your home with the Atom Air range of **ceiling fans**, **exhaust fans** and 3-in-1 **bathroom heaters**.

With a solution for all applications, these stylish, efficient air movement solutions deliver year-round comfort.

QUALITY GUARANTEED

Buy with confidence, knowing you are covered by the comprehensive Atom Air In-Home warranty.

Our ceiling fans have up to **4 years in-home warranty**, and an additional 2 years return to base warranty, a total of 6 years. Our bathroom heaters include a **3-year in-home warranty**, both covering electrician costs for any product faults. Additionally, we offer a competitive **3-year return-to-base warranty** on all Atom Air exhaust fans.




Bathroom heaters

Turn your bathroom into an inviting sanctuary with an Atom Air 3-in-1 heater, exhaust fan and LED light. Perfect for creating a toasty haven on those cold winter mornings, delivering year-round ventilation, and providing energy-efficient illumination – all in one discreet, modern package.



Exhaust Fans

Exhaust fans are integral in bathrooms, ensuites and powder rooms for preventing and removing moisture and smells, and generally maintaining a pleasant environment. Powered by an energy-efficient motor, Atom Air exhausts are supplied with a flex and plug, making them DIY-friendly.





ECLIPSE

Ducted Exhaust Fan with White Fascia

Product specification

Voltage	220-240V~50Hz	
IP Rating	IPX4	
Fan type	Centrifugal fan	
Connection	Flex & plug	
Flex & plug length	900mm	
Warranty	3 years	
	ECLIPSE/240	ECLIPSE/290
Exhaust	30W ball bearing motor	35W ball bearing motor
Noise level	42dB	45dB
Outlet	100mm	150mm
Air Extraction	270m³/hr	350m³/hr
Cutout	240mm	290mm

Product range

Code	Description
ECLIPSE/240/WH/RD SKU: 16757	240mm 30W Ducted exhaust fan with round white fascia
ECLIPSE/290/WH/RD SKU: 16758	290mm 35W Ducted exhaust fan with round white fascia
ECLIPSE/240/WH/SQ SKU: 16784	240mm 30W Ducted exhaust fan with square white fascia
ECLIPSE/290/WH/SQ SKU: 16785	290mm 35W Ducted exhaust fan with square white fascia

Finish

White

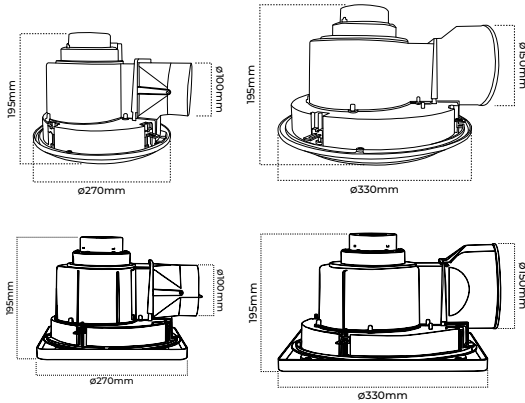
Accessories

ECLIPSE/TRIM/240
240mm exhaust fan fascia. Available in white and black

ECLIPSE/TRIM/290
290mm exhaust fan fascia. Available in white and black

AT9492
125mm Duct Adapter to suit Small Eclipse

For full product list see pages 158-159



ECLIPSE/LT

Ducted Exhaust Fan with Round White Fascia and LED Panel - Tri-Colour

Product specification

Voltage	220-240V~50Hz	
Light colour options	Tri-Colour	
Colour temperature	3000K, 4000K, 5000K	
IP Rating	IPX4	
Fan type	Centrifugal fan	
Connection	2x Flex & plug	
Flex & plug length	900mm	
Warranty	3 years	
	ECLIPSE/240/WH/RD	ECLIPSE/290/WH/RD
Exhaust	30W ball bearing motor	35W ball bearing motor
Light	12W LED panel	18W LED panel
Lumen output	900lm, 1000lm, 900lm	1300lm, 1500lm, 1300lm
Noise level	42dB	45dB
Outlet	100mm	150mm
Air Extraction	270m³/hr	350m³/hr
Cutout	240mm	290mm

Product range

Code	Description
ECLIPSE/240/LT/WH/RD SKU: 16759	240mm 30W Ducted exhaust fan with round white fascia and LED panel - Tri-Colour
ECLIPSE/290/LT/WH/RD SKU: 16760	290mm 35W Ducted exhaust fan with round white fascia and LED panel - Tri-Colour

Finish

White

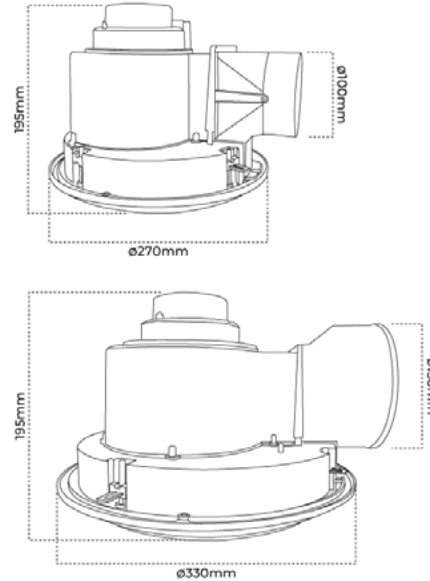
Accessories

ECLIPSE/TRIM/240
240mm exhaust fan fascia. Available in white and black

ECLIPSE/TRIM/290
290mm exhaust fan fascia. Available in white and black

AT9492
125mm Duct Adapter to suit Small Eclipse

For full product list see pages 158-159





GUST

High Velocity Exhaust Fan with Round White Fascia

Product specification

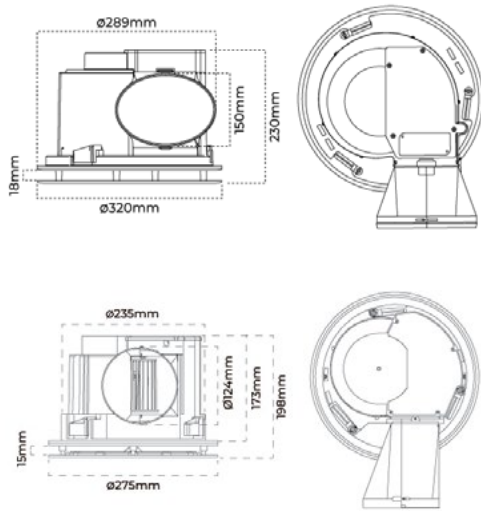
Voltage	220-240V~50Hz	
IP Rating	IPX4	
Fan type	Centrifugal fan	
Connection	Flex & plug	
Flex & plug length	900mm	
Warranty	3 years	
	GUST/240	GUST/295
Exhaust	35W ball bearing motor	65W ball bearing motor
Noise level	41dB	45dB
Outlet	125mm	150mm
Air Extraction	290m³/hr	640m³/hr
Cutout	240mm	295mm

Product range

Code	Description
GUST/240/WH/RD SKU: 15558	240mm 35W Ducted exhaust fan with round white fascia
GUST/295/WH/RD SKU: 16763	295mm 65W Ducted exhaust fan with round white fascia

Finish

White



GUST/LT

High Velocity Exhaust Fan with Round White Fascia and LED panel - Tri-Colour

Product specification

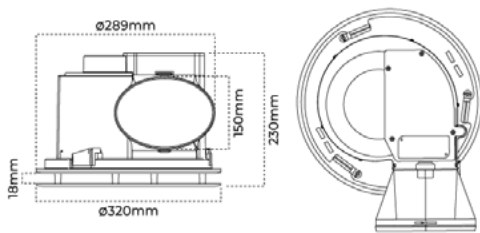
Voltage	220-240V~50Hz		
Light colour options	Tri-Colour		
Colour temperature	3000K	4000K	5000K
Lumen output	1600lm	1700lm	1650lm
IP Rating	IPX4		
Fan type	Centrifugal fan		
Connection	2x Flex & plug		
Flex & plug length	900mm		
Exhaust	65W ball bearing motor		
Light	18W LED panel		
Noise level	45dB		
Outlet	150mm		
Air Extraction	640m³/hr		
Cutout	295mm		
Warranty	3 years		

Product range

Code	Description
GUST/295/LT/WH/RD SKU: 16764	295mm 65W Ducted exhaust fan with round white fascia and LED Panel - Tri-Colour

Finish

White





AZZURE

Ducted Exhaust Fan with Round White Fascia and Run-On Timer

Product specification	
Voltage	220-240V~50Hz
IP Rating	IPX4
Timer range	1-25m
Fan type	Centrifugal fan
Connection	Flex & plug
Flex & plug length	900mm
Warranty	3 years
Exhaust	30W ball bearing motor
Noise level	42dB
Outlet	100mm
Air Extraction	270m³/hr
Cutout	240mm

Product range	
Code	Description
AZZURE/240/WH/RD SKU: 14843	240mm 30W Ducted exhaust fan with round white fascia and run-on timer

Finish

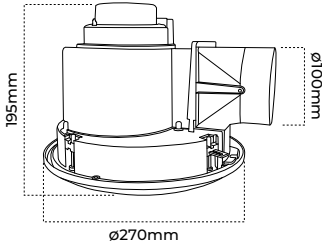
White

Accessories

ECLIPSE/TRIM/240
240mm exhaust fan fascia. Available in white and black

AT9492
125mm Duct Adapter to suit Small Eclipse

For full product list see pages 158-159



PROTON

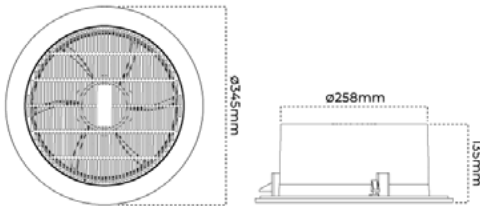
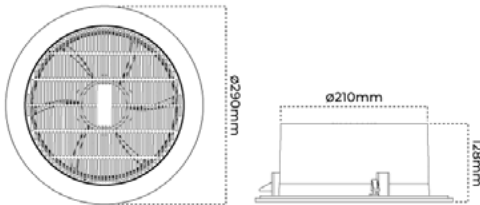
High Velocity Super Quiet Exhaust Fan

Product specification		
Voltage	220-240V~50Hz	
Fan type	Axial fan	
Connection	Flex & plug	
Flex & plug length	900mm	
Warranty	3 years	
	PROTON/200/WH	PROTON/250/WH
Exhaust	25W motor	32W motor
Noise level	34dB	36dB
Air Extraction	500m³/hr	750m³/hr
Cutout	240mm	295mm

Product range	
Code	Description
PROTON/200/WH SKU: 16765	200mm 25W high velocity exhaust fan
PROTON/250/WH SKU: 16766	250mm 32W high velocity exhaust fan

Finish

White





THREDBO

3-in-1 Bathroom Heater and Exhaust with LED

Product specification	
Voltage	220-240V~50Hz
Light colour options	Cool white
Colour temperature	4000K
Fan type	Centrifugal fan
Connection	Terminal block
Exhaust	45W ball bearing motor
Noise level	45dB
Air Extraction	280m³/hr
Outlet	125mm
Warranty	3 years

	THREDBO/2LT/WH	THREDBO/4LT/WH
Light	8W R63 E27 lamp	12W R80 E27 lamp
Lumen output	850lm	1250lm
Heat	2x 275W IR heat lamps	4x 275W IR heat lamps
Cutout	345x202mm	295x295mm

Product range

Code	Description
THREDBO/2LT/WH SKU: 16767	2 light 3-in-1 bathroom heater and exhaust - Cool white
THREDBO/4LT/WH SKU: 16768	4 light 3-in-1 bathroom heater and exhaust - Cool white

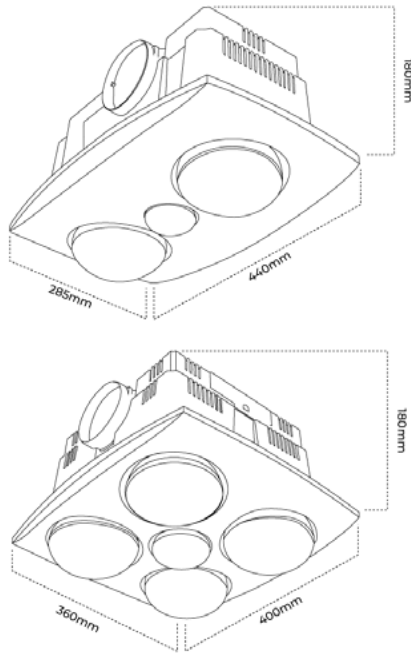
Finish

White

Accessories

AT9707
8W R36 E27 lamp Available in warm white and cool white
AT9708
10W R80 E27 lamp Available in warm white, cool white and daylight
AT9709
275W R125 E27 infrared heat lamp

For full product list see pages 158-159



BULLER

3-in-1 Bathroom Heater and Exhaust with LED
Downlight - Tri-Colour

Product specification	
Voltage	220-240V~50Hz
Light colour options	Tri-Colour
Colour temperature	3000K 4000K 5000K
Lumen output	880lm 1000lm 900lm
Fan type	Centrifugal fan
Connection	Terminal block
Exhaust	45W ball bearing motor
Noise level	42dB
Air Extraction	305m³/hr
Outlet	125mm
Light	10W LED downlight
Warranty	3 years

	BULLER/2LT/WH	BULLER/4LT/WH
Heat	2x 275W IR heat lamps	4x 275W IR heat lamps
Cutout	375x202mm	320x320mm

Product range

Code	Description
BULLER/2LT/WH SKU: 16769	2 light 3-in-1 bathroom heater and exhaust with LED downlight - Tri-Colour
BULLER/4LT/WH SKU: 16770	4 light 3-in-1 bathroom heater and exhaust with LED downlight - Tri-Colour

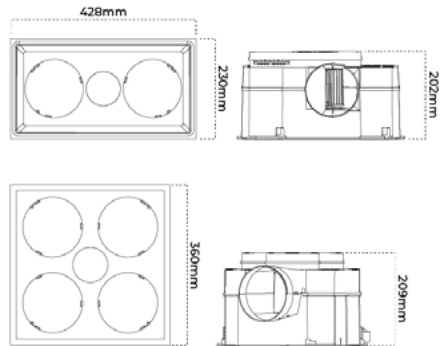
Finish

White

Accessories

AT9709
275W R125 E27 infrared heat lamp

For full product list see pages 158-159






BUFFALO

3-in-1 Bathroom Heater and Exhaust with LED Panel - Tri-Colour

Product specification

Voltage	220-240V~50Hz
Light colour options	Tri-Colour 
Colour temperature	3000K, 4000K, 5000K
Lumen output	975lm, 1090lm, 1080lm
Fan type	Centrifugal fan
Connection	Terminal block
Exhaust	40W ball bearing motor
Noise level	45dB
Air Extraction	400m³/hr
Outlet	150mm
Light	12W
Heat	2x 275W IR heat lamps
Cutout	465x245mm
Warranty	3 years

Product range

Code	Description
BUFFALO/2LT/WH SKU: 16771	2 light 3-in-1 bathroom heater and exhaust with LED panel - Tri-Colour

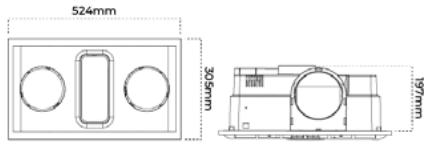
Finish

☐ White

Accessories

AT9709
275W R125 E27 infrared heat lamp

For full product list see pages 158-159



VENUS

800W Circular Infrared Bathroom Heater and Exhaust with LED panel - Tri-Colour

Product specification

Voltage	220-240V~50Hz
Light colour options	Tri-Colour 
Colour temperature	3000K 4000K 5000K
Lumen output	1400lm 1500lm 1450lm
Fan type	Centrifugal fan
Connection	Terminal block
Exhaust	65W ball bearing motor
Noise level	45dB
Air Extraction	550m³/hr
Outlet	150mm
Light	24W LED panel
Heat	800W circular IR tube
Cutout	Ø390mm
Warranty	3 years

Product range

Code	Description
VENUS/WH SKU: 16775	800W Circular Infrared Bathroom Heater and Exhaust with LED panel - Tri-Colour

Finish

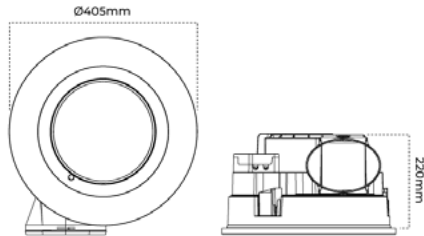
☐ White

Accessories

AT9490/TUBE
800W circular IR heat tube

AT9490/GLASS
Replacement glass for Venus


For full product list see pages 158-159





ST MORITZ

1000W Infrared High Velocity Bathroom Heater and Exhaust with LED panels - Tri-Colour

Product specification			
Voltage	220-240V~50Hz		
Light colour options	Tri-Colour 		
Colour temperature	3000K	4000K	5000K
Lumen output	1585lm	1700lm	1585lm
Fan type	Centrifugal fan		
Connection	Terminal block		
Exhaust	70W ball bearing motor		
Noise level	45dB		
Air Extraction	500m³/hr		
Outlet	150mm		
Light	20W LED panel		
Heat	1000W R7S IR tube		
Cutout	325x470mm		
Warranty	3 years		

Product range

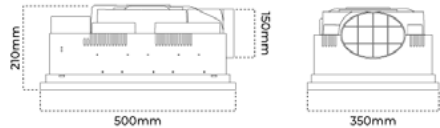
Code	Description
STMORITZ/WH SKU: 16773	1000W Infrared High Velocity Bathroom Heater and Exhaust with LED panels - Tri-Colour - White
STMORITZ/B SKU: 14837	1000W Infrared High Velocity Bathroom Heater and Exhaust with LED panels - Tri-Colour - Black

Finish
☐ White ☒ Black

Accessories


AT9491
1000W R7S IR heat tube

For full product list see pages 158-159



ST MORITZ SMALL

1000W Infrared High Velocity Compact Bathroom Heater and Exhaust with LED panels - Tri-Colour

Product specification			
Voltage	220-240V~50Hz		
Light colour options	Tri-Colour 		
Colour temperature	3000K	4000K	5000K
Lumen output	700lm	720lm	710lm
Fan type	Centrifugal fan		
Connection	Terminal block		
Exhaust	70W ball bearing motor		
Noise level	45dB		
Air Extraction	480m³/hr		
Outlet	150mm		
Light	10W LED panel		
Heat	1000W R7S IR tube		
Cutout	325x400mm		
Warranty	3 years		

Product range

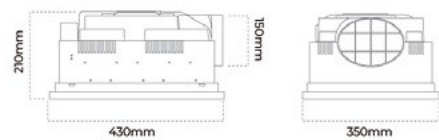
Code	Description
STMORITZ/SML/WH SKU: 14838	1000W Infrared High Velocity Bathroom Heater and Exhaust with LED panels - Tri-Colour

Finish
☐ White

Accessories

AT9491
1000W R7S IR heat tube

For full product list see pages 158-159



LAMPS



AT9707/E27/WW
SKU: 18704
8W R63 LED lamp - warm white.
Suitable for **THREDBO/2LT/WH**



AT9707/E27/CW
SKU: 18705
8W R63 LED lamp - cool white.
Suitable for **THREDBO/2LT/WH**



AT9708/ES/WW
SKU: 18706
10W R80 LED lamp - cool white.
Suitable for **THREDBO/4LT/WH**



AT9708/ES/CW
SKU: 18707
10W R80 LED lamp - cool white.
Suitable for **THREDBO/4LT/WH**



AT9708/ES/DL
SKU: 18708
10W R80 LED lamp - daylight.
Suitable for **THREDBO/4LT/WH**



AT9709/ES/HEAT/275
SKU: 18716
275W IR heat lamp.
Suitable for **THREDBO, BULLER & BUFFALO**

INFRARED HEAT TUBES



AT9490/TUBE
SKU: 10360
800W circular IR heat tube.
Suitable for **VENUS/WH**



AT9491/1000W
SKU: 10361
1000W IR heat tube.
Suitable for **STMORITZ/WH**

PANELS



AT9490/GLASS
SKU: 10370
Replacement glass panel.
Suitable for **VENUS/WH**


FASCIAS




ECLIPSE/TRIM/240/B/RD
SKU: 16776
240mm round exhaust fan fascia - matt black
Suitable for **ECLIPSE/240/WH/RD**



ECLIPSE/TRIM/290/B/RD
SKU: 16777
290mm round exhaust fan fascia - matt black
Suitable for **ECLIPSE/290/WH/RD**



ECLIPSE/TRIM/240/B/SQ
SKU: 16780
240mm square exhaust fan fascia - matt black
Suitable for **ECLIPSE/240/WH/RD**



ECLIPSE/TRIM/290/B/SQ
SKU: 16781
290mm square exhaust fan fascia - matt black
Suitable for **ECLIPSE/290/WH/RD**



ECLIPSE/TRIM/240/WH/SQ
SKU: 16778
240mm square exhaust fan fascia - matt white
Suitable for **ECLIPSE/240/WH/RD**



ECLIPSE/TRIM/290/WH/SQ
SKU: 16779
290mm square exhaust fan fascia - matt white
Suitable for **ECLIPSE/290/WH/RD**

DUCT ADAPTERS



AT9492
SKU: 12677
100-150mm duct adapter.
Suitable for **ECLIPSE/240/WH/RD & ECLIPSE/240/LT/WH/RD**



ECLIPSE/TRIM/240/LT/WH/SQ
SKU: 16782
240mm square exhaust fan fascia - matt white with LED light
Suitable for **ECLIPSE/240/LT/WH/RD**



ECLIPSE/TRIM/290/LT/WH/SQ
SKU: 16783
290mm square exhaust fan fascia - matt white with LED light
Suitable for **ECLIPSE/290/LT/WH/RD**

TIMERS



TIMER/RO
SKU: 14851
1-25min run-on exhaust timer - hardwired
Suitable for **AC exhaust fans**



COOLUM

4 blade 75W AC ceiling fan

Product specification		
Voltage	220-240V~50Hz	
Power consumption	75W	
Motor	Ø172x20mm AC motor	
IP rating	IP20	
Blades	4	
Blade pitch	13.5°	
Airflow	COOLUM/48	13,800m³/hr (max)
	COOLUM/52	16,200m³/hr (max)
RPM	COOLUM/48	270 (max)
	COOLUM/52	257 (max)
Max ceiling rake	15°	
Control	Wall control	
Body material	ABS	
Blade material	ABS	
Warranty	6 years (4 years in-home + 2 years return to base)	

Product range

Code	Description
COOLUM/48/WH SKU: 18445	48 inch (1220mm) 4 blade 75W AC ceiling fan - white
COOLUM/48/BK SKU: 18446	48 inch (1220mm) 4 blade 75W AC ceiling fan - black
COOLUM/52/WH SKU: 18449	52 inch (1320mm) 4 blade 75W AC ceiling fan - white
COOLUM/52/BK SKU: 18450	52 inch (1320mm) 4 blade 75W AC ceiling fan - black

Finish

White Black



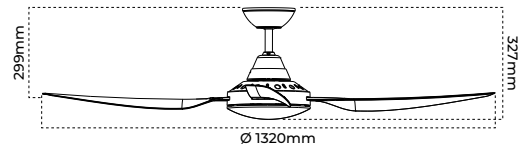
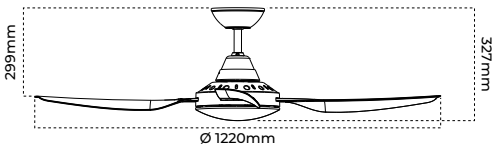
Accessories

ACREMOTE/KIT/WH
Remote control receiver and remote kit for AC ceiling fans - White

R00/90
900mm Extension rod for ceiling fans with loom available in black or white

R00/150
1500mm Extension rod for ceiling fans with loom available in black or white

For full product list see page 176



COOLUM/LT

4 blade 75W AC ceiling fan with LED light - Tri-Colour

Product specification		
Voltage	220-240V~50Hz	
Power consumption	75W	
Motor	Ø172x20mm AC motor	
Motor	20W	
Light colour options	Tri-Colour	
Colour temperature	3000K	4000K 5000K
Lumen output	1500lm	1600lm 1600lm
Beam angle	120°	
CRI	>80	
IP rating	IP20	
Blades	4	
Blade pitch	13.5°	
Airflow	COOLUM/48	13,800m³/hr (max)
	COOLUM/52	16,200m³/hr (max)
RPM	COOLUM/48	270 (max)
	COOLUM/52	257 (max)
Max ceiling rake	15°	
Control	Wall control	
Body material	ABS	
Blade material	ABS	
Warranty	6 years (4 years in-home + 2 years return to base)	

Product range

Code	Description
COOLUM/48/LT/WH SKU: 18447	48 inch (1220mm) 4 blade 75W AC ceiling fan with LED light - white
COOLUM/48/LT/BK SKU: 18448	48 inch (1220mm) 4 blade 75W AC ceiling fan with LED light - black
COOLUM/52/LT/WH SKU: 18451	52 inch (1320mm) 4 blade 75W AC ceiling fan with LED light - white
COOLUM/52/LT/BK SKU: 18452	52 inch (1320mm) 4 blade 75W AC ceiling fan with LED light - black

Finish

White Black



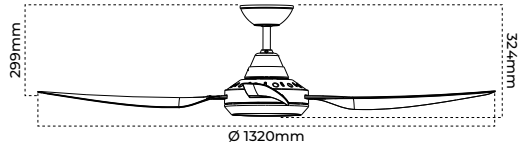
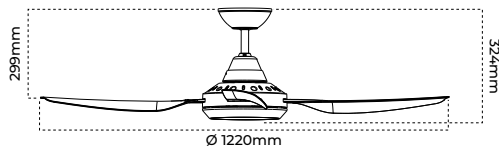
Accessories

ACREMOTE/KIT/WH
Remote control receiver and remote kit for AC ceiling fans - White

R00/90
900mm Extension rod for ceiling fans with loom available in black or white

R00/150
1500mm Extension rod for ceiling fans with loom available in black or white

For full product list see page 176





CEDUNA

3 blade 45W AC ceiling fan

Product specification

Voltage	220-240V~50Hz
Power consumption	45W
Motor	Ø153x12mm AC motor
IP rating	IP20
Blades	3
Blade pitch	9°
Airflow	9,300m³/hr (max)
RPM	245 (max)
Max ceiling rake	15°
Control	Wall control
Body material	ABS
Blade material	ABS
Warranty	6 years (4 years in-home + 2 years return to base)

Product range


Code	Description
CEDUNA/48/WH SKU: 18468	48 inch (1220mm) 3 blade 45W AC ceiling fan - white



CEDUNA/LT

3 blade 45W AC ceiling fan with LED light - Tri-Colour

Product specification

Voltage	220-240V~50Hz
Power consumption	45W
Motor	Ø153x12mm AC motor
Light	16W
Light colour options	Tri-Colour 
Colour temperature	3000K 4000K 5000K
Lumen output	1250lm 1400lm 1350lm
Beam angle	120°
CRI	>80
IP rating	IP20
Blades	3
Blade pitch	9°
Airflow	9,300m³/hr (max)
RPM	245 (max)
Max ceiling rake	15°
Control	Wall control
Body material	ABS
Blade material	ABS
Warranty	6 years (4 years in-home + 2 years return to base)

Product range

Code	Description
CEDUNA/48/LT/WH SKU: 18469	48 inch (1220mm) 3 blade 45W AC ceiling fan with LED light - white

Finish

☐ White



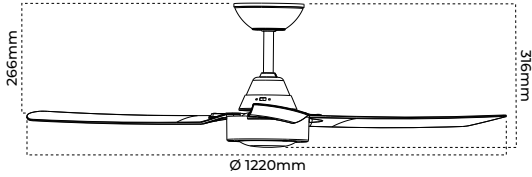
Accessories

ACREMOTE/KIT/WH
Remote control receiver and remote kit for AC ceiling fans - White

R00/90
900mm Extension rod for ceiling fans with loom available in black or white

R00/150
1500mm Extension rod for ceiling fans with loom available in black or white

For full product list see page 176



Finish

☐ White



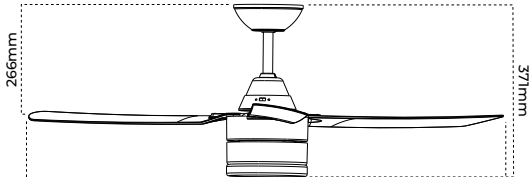
Accessories

ACREMOTE/KIT/WH
Remote control receiver and remote kit for AC ceiling fans - White

R00/90
900mm Extension rod for ceiling fans with loom available in black or white

R00/150
1500mm Extension rod for ceiling fans with loom available in black or white

For full product list see page 176





SANUR

4 blade 40W DC ceiling fan

Product specification

Voltage	220-240V~50Hz	
Power consumption	40W	
Motor	Ø153x8mm DC motor	
IP rating	IP20	
Blades	4	
Blade pitch	13.5°	
Airflow	SANUR/48	13,000m³/hr (max)
	SANUR/52	15,600m³/hr (max)
RPM	SANUR/48	260 (max)
	SANUR/52	240 (max)
Max ceiling rake	15°	
Control	Remote control	
Body material	ABS	
Blade material	ABS	
Warranty	6 years (4 years in-home + 2 years return to base)	

Product range

Code	Description
SANUR/48/WH SKU: 18453	48 inch (1220mm) 4 blade 40W DC ceiling fan - white
SANUR/48/BK SKU: 18454	48 inch (1220mm) 4 blade 40W DC ceiling fan - black
SANUR/52/WH SKU: 18457	52 inch (1320mm) 4 blade 40W DC ceiling fan - white
SANUR/52/BK SKU: 18458	52 inch (1320mm) 4 blade 40W DC ceiling fan - black

Finish

White Black



Accessories

DCREMOTE

Remote control for DC ceiling fans available in black or white

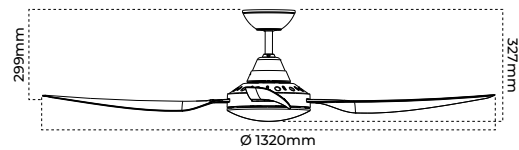
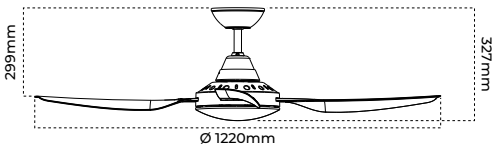
RØD/90

900mm Extension rod for ceiling fans with loom available in black or white

RØD/150

1500mm Extension rod for ceiling fans with loom available in black or white

For full product list see page 176



SANUR/LT

4 blade 40W DC ceiling fan with LED light - Tri-Colour

Product specification

Voltage	220-240V~50Hz		
Power consumption	40W		
Motor	Ø153x8mm DC motor		
Light	20W		
Light colour options	Tri-Colour 		
Colour temperature	3000K	4000K	5000K
Lumen output	1500lm	1600lm	1600lm
Beam angle	120°		
CRI	>80		
IP rating	IP20		
Blades	4		
Blade pitch	13.5°		
Airflow	SANUR/48	13,000m³/hr (max)	
	SANUR/52	15,600m³/hr (max)	
RPM	SANUR/48	260 (max)	
	SANUR/52	240 (max)	
Max ceiling rake	15°		
Control	Remote control		
Body material	ABS		
Blade material	ABS		
Warranty	6 years (4 years in-home + 2 years return to base)		

Product range

Code	Description
SANUR/48/LT/WH SKU: 18455	48 inch (1220mm) 4 blade 40W DC ceiling fan with LED light - white
SANUR/48/LT/BK SKU: 18456	48 inch (1220mm) 4 blade 40W DC ceiling fan with LED light - black
SANUR/52/LT/WH SKU: 18459	52 inch (1320mm) 4 blade 40W DC ceiling fan with LED light - white
SANUR/52/LT/BK SKU: 18460	52 inch (1320mm) 4 blade 40W DC ceiling fan with LED light - black

Finish

White Black



Accessories

DCREMOTE

Remote control for DC ceiling fans available in black or white

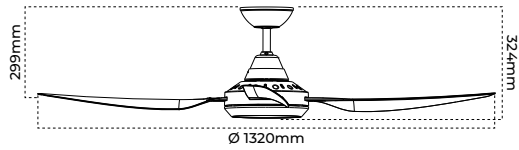
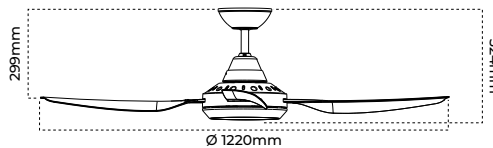
RØD/90

900mm Extension rod for ceiling fans with loom available in black or white

RØD/150

1500mm Extension rod for ceiling fans with loom available in black or white

For full product list see page 176





VENICE

3/4 blade 40W DC ceiling fan

Product specification	
Voltage	220-240V~50Hz
Power consumption	40W
Motor	Ø85x18mm DC motor
IP rating	IP20
Blades	3 or 4
Blade pitch	12.5°
Airflow	VENICE/5214,400m³/hr (max) (4-blade) 13,250 m³/hr (max)(3-blade)
	VENICE/5815,000m³/hr (max) (4-blade) 12,600m³/hr (max) (3-blade)
RPM	VENICE/52240 (max) (4-blade) 260 (max) (3-blade)
	VENICE/58200 (max) (4-blade) 220 (max) (3-blade)
Max ceiling rake	15°
Control	Remote control
Body material	ABS
Blade material	ABS
Warranty	6 years (4 years in-home + 2 years return to base)
Product range	
Code	Description
VENICE/52/WH SKU: 18461	52 inch (1320mm) 3/4 blade 40W DC ceiling fan - white
VENICE/52/BK SKU: 18462	52 inch (1320mm) 3/4 blade 40W DC ceiling fan - black
VENICE/58/WH SKU: 18465	58 inch (1470mm) 3/4 blade 40W DC ceiling fan - white

Finish

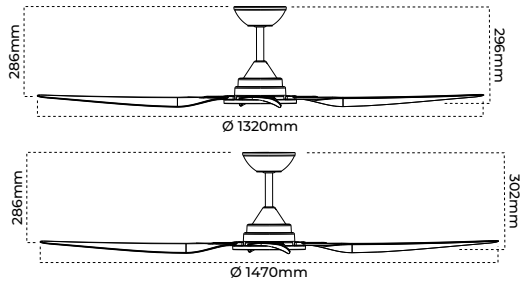
White Black



Accessories

DCREMOTE
Remote control for DC ceiling fans available in black or white
RØD/90
900mm Extension rod for ceiling fans with loom available in black or white
RØD/150
1500mm Extension rod for ceiling fans with loom available in black or white

For full product list see page 176



VENICE/LT

3/4 blade 40W DC ceiling fan with LED light - Tri-Colour

Product specification	
Voltage	220-240V~50Hz
Power consumption	40W
Motor	Ø85x18mm DC motor
Light	20W
Light colour options	Tri-Colour
Colour temperature	3000K4000K5000K
Lumen output	1350lm1500lm1500lm
Beam angle	120°
CRI	>80
IP rating	IP20
Blades	3 or 4
Blade pitch	12.5°
Airflow	VENICE/5214,400m³/hr (max) (4-blade) 13,250 m³/hr (max)(3-blade)
	VENICE/5815,000m³/hr (max) (4-blade) 12,600m³/hr (max) (3-blade)
RPM	VENICE/52240 (max) (4-blade) 260 (max) (3-blade)
	VENICE/58200 (max) (4-blade) 220 (max) (3-blade)
Max ceiling rake	15°
Control	Remote control
Body material	ABS
Blade material	ABS
Warranty	6 years (4 years in-home + 2 years return to base)
Product range	
Code	Description
VENICE/52/LT/WH SKU: 18463	52 inch (1320mm) 3/4 blade 40W DC ceiling fan with LED light - white
VENICE/52/LT/BK SKU: 18464	52 inch (1320mm) 3/4 blade 40W DC ceiling fan with LED light - black
VENICE/58/LT/WH SKU: 18466	58 inch (1470mm) 3/4 blade 40W DC ceiling fan with LED light - white

Finish

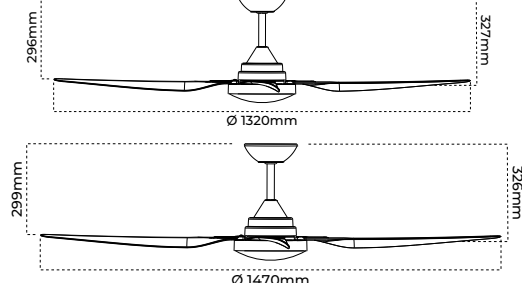
White Black



Accessories

DCREMOTE
Remote control for DC ceiling fans available in black or white
RØD/90
900mm Extension rod for ceiling fans with loom available in black or white
RØD/150
1500mm Extension rod for ceiling fans with loom available in black or white

For full product list see page 176





ERSKINE

3 blade 40W DC ceiling fan

Product specification	
Voltage	220-240V~50Hz
Power consumption	40W
Motor	Ø153x8mm DC motor
IP rating	IP20
Blades	3
Blade pitch	10°
Airflow	15,600m³/hr (max)
RPM	230 (max)
Max ceiling rake	15°
Control	Remote control
Body material	Metal
Blade material	ABS
Warranty	6 years (4 years in-home + 2 years return to base)

Product range	
Code	Description
ERSKINE/52/WH SKU: 18470	52 inch (1320mm) 3 blade 40W DC ceiling fan - white

Finish

☐ White



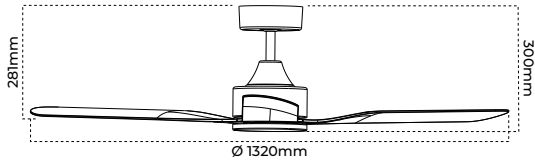
Accessories

DCREMOTE
Remote control for DC ceiling fans available in black or white

ROD/90
900mm Extension rod for ceiling fans with loom available in black or white

ROD/150
1500mm Extension rod for ceiling fans with loom available in black or white

For full product list see page 176



ERSKINE/LT

3 blade 40W DC ceiling fan with LED light - Tri-Colour

Product specification	
Voltage	220-240V~50Hz
Power consumption	40W
Motor	Ø85x18mm DC motor
Light	16W
Light colour options	Tri-Colour
Colour temperature	3000K 4000K 5000K
Lumen output	1250lm 1400lm 1350lm
Beam angle	120°
CRI	>80
IP rating	IP20
Blades	3
Blade pitch	10°
Airflow	15,600m³/hr (max)
RPM	230 (max)
Max ceiling rake	15°
Control	Remote control
Body material	Metal
Blade material	ABS
Warranty	6 years (4 years in-home + 2 years return to base)

Product range	
Code	Description
ERSKINE/52/LT/WH SKU: 18473	52 inch (1320mm) 3 blade 40W DC ceiling fan with LED light - white

Finish

☐ White



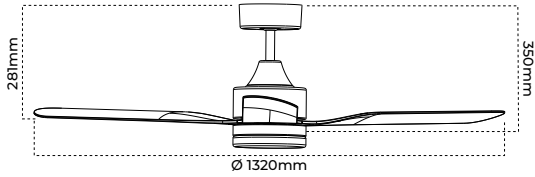
Accessories

DCREMOTE
Remote control for DC ceiling fans available in black or white

ROD/90
900mm Extension rod for ceiling fans with loom available in black or white

ROD/150
1500mm Extension rod for ceiling fans with loom available in black or white

For full product list see page 176





BRONTE

3 blade 40W DC ceiling fan

Product specification

Voltage	220-240V~50Hz
Power consumption	40W
Motor	Ø153x15mm DC motor
IP rating	IP20
Blades	3
Blade pitch	15°
Airflow	16,200m³/hr (max)
RPM	210 (max)
Max ceiling rake	15°
Control	Remote control
Body material	ABS
Blade material	ABS
Warranty	6 years (4 years in-home + 2 years return to base)

Product range

Code	Description
BRONTE/54/WH SKU: 18478	54 inch (1370mm) 3 blade 40W DC ceiling fan - white
BRONTE/54/BK SKU: 18479	54 inch (1370mm) 3 blade 40W DC ceiling fan - black

Finish

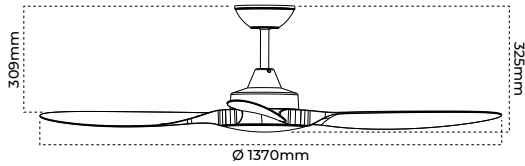
White Black



Accessories

DCREMOTE
Remote control for DC ceiling fans available in black or white
R00/90
900mm Extension rod for ceiling fans with loom available in black or white
R00/150
1500mm Extension rod for ceiling fans with loom available in black or white

For full product list see page 176



BRONTE/LT

3 blade 40W DC ceiling fan with LED light - Tri-Colour

Product specification

Voltage	220-240V~50Hz
Power consumption	40W
Motor	Ø153x15mm DC motor
Light	20W
Light colour options	Tri-Colour
Colour temperature	3000K 4000K 5000K
Lumen output	1300lm 1500lm 1420lm
Beam angle	120°
CRI	>80
IP rating	IP20
Blades	3
Blade pitch	15°
Airflow	16,200m³/hr (max)
RPM	210 (max)
Max ceiling rake	15°
Control	Remote control
Body material	ABS
Blade material	ABS
Warranty	6 years (4 years in-home + 2 years return to base)

Product range

Code	Description
BRONTE/54/LT/WH SKU: 18480	54 inch (1370mm) 3 blade 40W DC ceiling fan with LED light- white
BRONTE/54/LT/BK SKU: 18481	54 inch (1370mm) 3 blade 40W DC ceiling fan with LED light- black

Finish

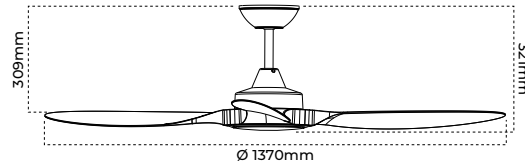
White Black



Accessories

DCREMOTE
Remote control for DC ceiling fans available in black or white
R00/90
900mm Extension rod for ceiling fans with loom available in black or white
R00/150
1500mm Extension rod for ceiling fans with loom available in black or white

For full product list see page 176





ANGLESEA

3 blade 40W DC hugger ceiling fan

Product specification	
Voltage	220-240V~50Hz
Power consumption	40W
Motor	Ø153x8mm DC motor
IP rating	IP20
Blades	3
Blade pitch	10°
Airflow	15,600m³/hr (max)
RPM	230 (max)
Max ceiling rake	15°
Control	Remote control
Body material	ABS
Blade material	ABS
Warranty	6 years (4 years in-home + 2 years return to base)

Product range	
Code	Description
ANGLESEA/52/WH SKU: 18476	52 inch (1320mm) 3 blade 40W DC hugger ceiling fan - white

Finish

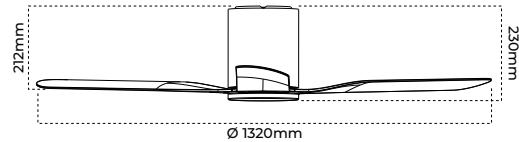
☐ White



Accessories

DCREMOTE
Remote control for DC ceiling fans available in black or white

For full product list see page 176



ANGLESEA/LT

3 blade 40W DC hugger ceiling fan with LED light - Tri-Colour

Product specification	
Voltage	220-240V~50Hz
Power consumption	40W
Motor	Ø153x8mm DC motor
Light	16W
Light colour options	Tri-Colour
Colour temperature	3000K 4000K 5000K
Lumen output	1250lm 1400lm 1350lm
Beam angle	120°
CRI	>80
IP rating	IP20
Blades	3
Blade pitch	10°
Airflow	15,600m³/hr (max)
RPM	230 (max)
Max ceiling rake	15°
Control	Remote control
Body material	ABS
Blade material	ABS
Warranty	6 years (4 years in-home + 2 years return to base)

Product range	
Code	Description
ANGLESEA/52/LT/WH SKU: 18477	52 inch (1320mm) 3 blade 40W DC hugger ceiling fan with LED light - white

Finish

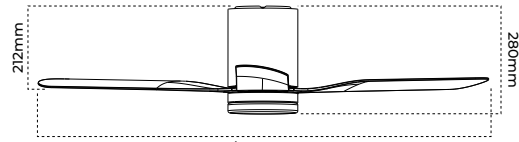
☐ White




Accessories

DCREMOTE
Remote control for DC ceiling fans available in black or white

For full product list see page 176





MOOLOOLAH/MINI

8 blade 55W DC ceiling fan

Product specification

Voltage	220-240V~50Hz
Power consumption	55W
Motor	Ø153x15mm DC motor
IP rating	IP20
Blades	8
Blade pitch	11°
Airflow	18,000m³/hr (max)
RPM	120 (max)
Max ceiling rake	15°
Control	Remote control
Body material	Metal
Blade material	Aluminium
Warranty	6 years (4 years in-home + 2 years return to base)

Product range

Code	Description
MOOLOOLAH/MINI/65/WH SKU: 18484	65 inch (1650mm) 8 blade 55W DC ceiling fan - white
MOOLOOLAH/MINI/65/BK SKU: 18485	65 inch (1650mm) 8 blade 55W DC ceiling fan - black

Finish

White Black



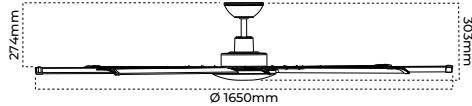
Accessories

DCREMOTE
Remote control for DC ceiling fans available in black or white

R00/90
900mm Extension rod for ceiling fans with loom available in black or white

R00/150
1500mm Extension rod for ceiling fans with loom available in black or white

For full product list see page 176



MOOLOOLAH

6 blade 55W DC ceiling fan

Product specification

Voltage	220-240V~50Hz
Power consumption	55W
Motor	Ø153x15mm DC motor
IP rating	IP20
Blades	6
Blade pitch	11°
Airflow	19,500m³/hr (max)
RPM	90 (max)
Max ceiling rake	15°
Control	Remote control
Body material	Metal
Blade material	Aluminium
Warranty	6 years (4 years in-home + 2 years return to base)

Product range

Code	Description
MOOLOOLAH/84/BK SKU: 18487	84 inch (2130mm) 6 blade 55W DC ceiling fan - black

Note: Unit is shipped in 2 cartons

Finish

Black



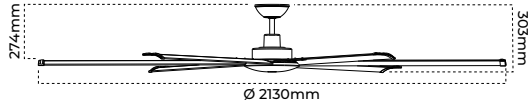
Accessories

DCREMOTE
Remote control for DC ceiling fans available in black or white

R00/90
900mm Extension rod for ceiling fans with loom available in black or white

R00/150
1500mm Extension rod for ceiling fans with loom available in black or white

For full product list see page 176



REMOTES



DCREMOTE/WH
SKU: 12507
Remote control for DC ceiling fans - Remote only - White
*Suitable for **DC ceiling fans***



DCREMOTE/BK
SKU: 12508
Remote control for DC ceiling fans - Remote only - Black
*Suitable for **DC ceiling fans***



ACREMOTEKIT/WH
SKU: 12509
Remote control receiver and remote kit for AC ceiling fans - White
*Suitable for **AC ceiling fans***

RODS



ROD/90/WH
SKU: 12511
900mm Extension rod for ceiling fans with loom - white
*Suitable for **AC & DC ceiling fans** (excluding Anglesea models)*



ROD/90/BK
SKU: 12512
900mm Extension rod for ceiling fans with loom - black
*Suitable for **AC & DC ceiling fans** (excluding Anglesea models)*



ROD/150/WH
SKU: 12513
1500mm Extension rod for ceiling fans with loom - white
*Suitable for **AC & DC ceiling fans** (excluding Anglesea models)*



ROD/150/BK
SKU: 12514
1500mm Extension rod for ceiling fans with loom - black
*Suitable for **AC & DC ceiling fans** (excluding Anglesea models)*





Drivers & Accessories

Enhance and control your home lighting with our selection of dimmers and drivers. These accessories are designed to optimise the performance of your lighting solutions, allowing for adjustable brightness and improved energy efficiency.

CONTENTS

Constant Voltage Drivers	180
Phase Cut Drivers	180
Dimmers	181

CONSTANT VOLTAGE



EV-DRIVER-24V-40W-ND
SKU 16089
40W 24V Constant Voltage Driver IP67 with 1m Flex and Plug
Dimensions: 31 x 182 x 58mm



EV-DRIVER-24V-75W-ND
SKU 16090
75W 24V Constant Voltage Driver IP67 with 1m Flex and Plug



EV-DRIVER-24V-100W-ND
SKU 16089
100W 24V Constant Voltage Driver IP67 with 1m Flex and Plug
Dimensions: 35 x 199 x 67mm



EV-DRIVER-24V-150W-ND
SKU 16092
150W 24V Constant Voltage Driver IP67 with 1m Flex and Plug
Dimensions: 40 x 220 x 70mm



EV-DRIVER-24V-200W-ND
SKU 16093
200W 24V Constant Voltage Driver IP67 with 1m Flex and Plug
Dimensions: 42 x 250 x 72mm



ZC-DRIVER-20K-ND-24V
SKU 15795
20W MAX Fixed Output Constant Voltage LED Driver 24V



EV-DRIVER-24V-150W-ND
SKU 15798
60W MAX Fixed Output Constant Voltage LED Driver 24V

PHASE CUT



AT9665
SKU 11572
16W Phase Dimmable Driver to suit 306 Backlit Panels - AT6023 SER III



AT9666
SKU 11573
25W Phase Dimmable Driver to suit 606 and 312 Backlit Panels - AT6023 SER III

CONSTANT CURRENT



DK1-0AADADZX
Driver Kits - DALI-2 LED driver with 1.2m 2 core flex and plug and 2 core flying lead - set from 250-1150mA

See atomlighting.com.au for full driver list



DK1-0AAJADZX
Driver Kits - DALI-2 LED driver with 2.4m CMS lead - set from 250-1150mA
Supplied with a CMS Electracom 5 pin plug to suit QF series wiring, model number QFP3AT

See atomlighting.com.au for full driver list



DK1-0AAKADZX
Driver Kits - DALI-2 LED driver with 2.4m WireByClick (WBC) lead - set from 250-1150mA
Supplied with a WireByClick 5 pin plug, model number LA1025/5

See atomlighting.com.au for full driver list



DK1-0AABBHZX
Driver Kits - Wireless DALI+ LED driver with 1.2m 2 core flex and plug - set from 250-1150mA

See atomlighting.com.au for full driver list

DIMMER



AT9303
SKU 11272
350W Trailing control Dimmer - Push button.
Dimensions: 23.5 x 44.3 x 23.5mm



WARRANTY

Atom products are distributed in Australia by Evolt Pty Limited ('us', 'our', or 'we'). Our contact information is shown on this catalogue.

This warranty gives you benefits that are additional to other rights and remedies that you may have pursuant to other laws relating to the Atom products. Those laws include the Australian Consumer Law and the New Zealand Consumer Law.

Evolt’s goods come with guarantees that cannot be excluded under the Australian Consumer Law or the New Zealand Consumer Law. You are entitled to a replacement or refund for a major failure and compensation for any other reasonably foreseeable loss or damage. You are also entitled to have the goods repaired or replaced if the goods fail to be of acceptable quality and the failure does not amount to a major failure.

Nothing in this warranty is to be interpreted as excluding, restricting or modifying any law or statute applicable to the supply of Atom products which cannot be excluded, restricted or modified by the Australian Consumer Law or the New Zealand Consumer Law (where applicable).

If you think your Atom product is defective, you can choose to make a claim under:

- 1. The Australian Consumer Law in Australia;
- 2. The New Zealand Consumer Law in New Zealand; and/or
- 3. This warranty, as may be applicable.

Subject to the terms of this contractual warranty, if your Atom products are defective, we will (at our election) repair or replace the Atom products. Once we make this election (and take the relevant action), we will have honoured our obligations under this contractual warranty. Atom products are remedied strictly on a ‘return to base’ basis (unless specifically stated otherwise).

Our total liability under this warranty is limited to the cost of repair or replacement of the defective product (at our election). We otherwise exclude all liability in relation to the product to the fullest extent permitted by law (noting our comments above regarding the Australian Consumer Law and any other rights or remedies you may have).

Evolt warrants that it will remedy premature product failure and defects caused by faulty materials or workmanship in Atom products as follows:

Eligible Defect	Product Type	Warranty Period	Remedy
Atom Australia			
Premature product failure caused by faulty materials or workmanship	1 year or stated warranty operating hours (whichever occurs first)*	3 YEARS or stated Warranty Operating Hours (whichever occurs first)*	To remedy an eligible defect during the warranty period, EVOLT will (at our option): A. Repair the Atom Product; or B. Replace the Atom Product with the same or equivalent product; or C. Provide a full refund.
	Highbays for commercial use	5 YEARS or stated Warranty Operating Hours (whichever occurs first)*	
	Accessories, software or consumables (such as globes and heat lamps)	1 YEAR or stated Warranty Operating Hours (whichever occurs first)*	
Atom Air			
Premature product failure caused by faulty materials or workmanship	Commercial use	1 MONTH (return to base)	Atom Products labelled 'return to base' are remedied by EVOLT at our own premises (or agent's premises). This means that you are responsible for delivering the Atom Product to us for repair, replacement or refund, and collecting the Atom Product from us once it has been repaired or replaced.
	Domestic use exhaust fans	3 YEARS (return to base)	
	Domestic use bathroom heat, fan and lights	3 YEARS (in-home)	
	Domestic use ceiling fans (motor, light and DC remote control)	6 YEARS (including 4 Years in-home + 2 years return to base)	Atom Products labelled 'in-home' are remedied by EVOLT at the site which the Atom Product has been supplied or installed.
	Domestic use remote controls (sold separately)	3 YEARS (return to base)	
	Software or consumables (such as globes and heat lamps)	1 YEAR	

*Stated Warranty Operating Hours are defined as any stated or published Warranty Operating Hours associated with the product, in-line with maximum stated daily operational usage.

All warranty periods apply from date of purchase. Date of purchase means the date that you purchased the Atom product from an Evolt authorised wholesaler or retailer, unless marked otherwise.

This warranty does not cover consumable items such as lamps, loss or damage caused by wear and tear, incorrect operation or misuse, improper installation or operation, unauthorised repair or modification, failure to clean and maintain, incorrect voltage or non-authorised electrical connections, adverse external conditions (such as power surges and dips, acts of God, exposure to heat, corrosion, insect or vermin infestation), and prolonged operation outside of rated daily operational hours.

For our full warranty terms and conditions please visit our website at atomlighting.com.au/warranty/.

Within 7 days of any defect arising (or the day that you should have reasonably become aware of the defect), You must notify Evolt of the defect in writing:

What must be included in the warranty claim

- proof of purchase (if available)
- date and place of purchase
- the item number / code of the returned product
- the number of items claimed
- the reason for the claim and written description of the defect (including photographs where reasonably possible)
- any information provided by the customer
- your written assurance that the Atom products have not been:
 - incorrectly assembled or installed;
 - incorrectly operated or used or maintained;
 - incorrectly repaired or modified;
 - exposed to abnormal conditions; or
 - damaged by you (due to negligence or otherwise)
 - request for labour allowance rates (if applicable)

To lodge a warranty claim, please visit our website at atomlighting.com.au/warranty/.

Alternatively you can make a claim through Evolt at email address sales@evolt.com.au or mailing address 3 Welder Road, SEVEN HILLS NSW 2147 Australia (telephone 1300 438 658).

VIP EXTENDED WARRANTY

Whether it’s ongoing product development or after sales service, we’re committed to delivering the best to our customers. Join the Atom VIP Community today and be eligible for our **extended parts** and **onsite warranty**.

As an Atom VIP member, you’ll be eligible for our VIP Warranty. Superior to our standard Back to Base warranty, our VIP Warranty provides up to 5 years on **extended parts**, plus an exclusive **on-site warranty** of up to 2 years on selected products.

To find out if a product is eligible for our VIP warranty, visit the product page on our website, atomlighting.com.au



Find out more or register here



Register

Register as an Atom VIP Member, answer a few easy questions and **submit the registration**.



Keep your receipts

Hang on to your **proof of purchase documentation**. You'll need to submit this if you make a claim.



Make a claim

In the event of a claim, fill out the details on our claim form, attaching your proof of purchase, and we’ll be in touch within **two working days**.

TERMS & CONDITIONS OF SALE

Unless otherwise agreed to in writing, all goods (“Goods”) sold or offered for sale by Evolt Pty. Ltd ACN 112 123 529 ABN 83 112 123 529 (hereinafter referred to as “Evolt”) are done so subject to the following conditions:

Prices

Prices:
All prices are quoted excluding GST, and any GST applicable will be charged to the Buyer on a Tax Invoice (as defined in the GST Act).

Quotations:
Quotation pricing is valid for three (3) months.

Delivery

Late delivery or non-delivery due to any circumstances or events beyond Evolt’s control shall not constitute a breach of contract by Evolt and Evolt shall not be liable for any loss or damage howsoever arising through such late delivery or non-delivery. The choice of the carrier and method of transport remains with Evolt, unless transport is paid for by the Buyer.

Warranties

The Warranties:
Subject to paragraphs 4 and 5, unless otherwise agreed between the parties in writing, Goods manufactured, or sold, by Evolt under any of its’ Brand Names, are warranted against faulty materials and/or workmanship for (1) one year from date of delivery.

Conditions of Warranty

The warranties set out in paragraph 3 are subject to compliance with the following conditions:

Goods must be used and handled with due care, under normal operating conditions and in accordance with the Relevant Standards and good practices.

Goods must be mounted, installed and connected with due care and in accordance with the Relevant Standards and good practices.

Goods must be returned to Evolt’s local office within 14 days of the detection of the alleged fault in their then current condition. Wilfully damaged or defaced Goods are excluded from this warranty.

Evolt reserves the right to request that the complete piece of equipment containing the allegedly faulty component be returned to Evolt for inspection and testing.

In the case of any dispute under this warranty, Evolt reserves the right to obtain the opinion of a suitably qualified independent expert whose opinion as to any question of fact under this warranty shall be binding on the parties.

Limitation of Liability

Evolt will not be liable for any loss or damage incurred by the Buyer or End User for Goods damaged as a result of negligence, alteration, accident, use of the Goods in a way which is not in compliance with the Relevant Standards or use of the Goods in any way for which the Goods were not designed or approved by Evolt or as a result of improper fitting, repair or replacement.

The liability of Evolt in respect of faulty materials or workmanship shall, at the option of Evolt, be limited to one of the following:

- the replacement of the Goods;
- the supply of equivalent Goods;
- the repair of the Goods; or
- the payment of the cost of having the Goods repaired.

Evolt will not be liable for any special indirect or consequential damage arising out of the supply of the Goods.

If a claim is made by a Buyer or End User under one of the warranties set out in paragraph 4, Evolt will not accept any claim for costs, charges or expenses incurred by the Buyer or End User in relation to replacement, supply or repair of the Goods.

Except for any warranties and conditions which cannot be excluded under any Act, all warranties and conditions with regard to the Goods sold which are implied by common law, statute or trade usage are excluded to the full extent legally permissible.

Payments

Unless otherwise agreed to in writing, all invoices are net payable thirty (30) days following the month of delivery to Evolt’s head office. All payments received by Evolt must, in all cases, be allocated to the oldest account due for payment.

Return of Goods

Goods will not be accepted for return without prior written consent from Evolt. Goods manufactured to Buyer’s requirements and/or specification cannot be returned for credit. Please see attachment for more details.

Location of Contract (Legal Domicile)

Any contract with Evolt shall be deemed to have been executed and entered into in the State of New South Wales, Australia and the same shall be construed enforced and performed in accordance with the laws thereof. Any proceedings shall be brought and heard in the courts of the State of New South Wales.

Title and Risk

Evolt supplies Goods on condition that, property in the Goods does not pass to the Buyer until they have been paid in full and Evolt has been paid for all other moneys then owing to Evolt by the Buyer.

notwithstanding paragraph 11.1, the Goods are at the risk of the Buyer as soon as they have been delivered to or into the custody of the Buyer or the Buyer’s agent.

until property in the Goods passes to the Buyer under paragraph 11.1, the Goods are merely entrusted to the Buyer as fiduciary and Evolt remains the legal and beneficial owner of the Goods with full power to re-sell and regain possession of them if the Buyer defaults in payment of the purchase price.

if the Buyer defaults in payment of the purchase price or if the Buyer becomes insolvent, Evolt and/or its authorised agents may at any time without notice to the Buyer enter onto the Buyer’s premises and any other premises at which the Goods are situated including but not limited to the Buyers premises or the End Users Premises for the purpose of recovering possession of them. The Buyer agrees to indemnify the Seller against all costs, losses and expenses (including without limitation legal costs) incurred by the Seller as a result of or in connection with any default or breach of these Terms and Conditions of Sale by the Buyer.

If the Buyer receives any proceeds from the sale of the Goods from any other party, the Buyer receives those proceeds on trust for Evolt to be applied in payment of the purchase price for the Goods and shall remit such sum forthwith to Evolt. All such payments received by Evolt shall be allocated to the oldest account due for payment.

Conflict with Buyer’s terms

If any purchase order or other trading terms of the Buyer conflict with or are inconsistent with any of Evolt’s terms and conditions of sale, then Evolt’s terms and conditions of sale as amended from time to time prevail and will apply notwithstanding any conflicting or inconsistent terms of the Buyer. The Buyer acknowledges that the sale by Evolt of any Goods will not constitute acceptance of any conditions of purchase of the Buyer which conflict or are inconsistent with any of Evolt’s terms and conditions of sale, even where Evolt acknowledges the Buyer’s conditions prior to, upon or by delivery of Goods.

Non-Waiver

A waiver by Evolt with respect to any breach or default by the Buyer shall not constitute a continuing waiver of any other breach or default or of any other right or remedy. A failure or delay by Evolt in exercising a right or remedy does not operate as a waiver of that right or remedy

Variation

A variation of these Terms and Conditions of Sale shall be ineffective unless it is in writing and signed by Evolt.

Severability

If a Court determines that a condition or part of these conditions is unenforceable, illegal or void then it shall be severed and the remainder of these Terms and Conditions of Sale shall remain operative.

Definitions

In these Terms and Conditions of Sale the following terms shall have the following meanings:

- “Brand Names” means “Evolt”, “Ektor”; “Atom”.
- “Buyer” means the buyer of the Goods;
- “End User” means a person or business which purchases or uses Goods supplied directly or indirectly by the Buyer;
- “Goods and Services Tax” or “GST” has the same meaning as given in the GST Act;
- “GST Act” means the A New Tax System (Goods and Services Tax) Act 1999 (Commonwealth);
- “Relevant Standards” means the relevant International Organisation for Standardisation (“ISO”) standard and the relevant International Electro technical Commission (“IEC”) standard applicable to the Goods.

Acknowledgment & Indemnity

The Buyer shall, in every instance where the Goods are being purchased from Evolt for an End User or the Goods are on sold to an End User; ensure either by inclusion into any contract between the Buyer and the End User or otherwise that the End User is aware of and agrees to these Terms and Conditions upon which Evolt supplies the Goods, and indemnifies and agrees to keep indemnified Evolt from all claims, demands, suits and liabilities whatsoever and howsoever arising whether in tort or in contract that may be made by End Users regarding the Goods.





Due to changes in industry standards and Atom's policy of continual product development, product specifications are subject to change without notice. Images are for illustrative purpose only. E&OE. For more information please visit our website atomlighting.com.au

3 Welder Rd
Seven Hills NSW 2147
sales@evolt.com.au
1300 438 658
evolt.com.au

© Evolt June 2024

evolt